



***Siyaram's***

**Investor Presentation | Q4 & FY24**

This presentation and the accompanying slides (the “Presentation”), which have been prepared by Siyaram Silk Mills Limited (the “Company”), have been prepared solely for information purposes and do not constitute any offer, recommendation or invitation to purchase or subscribe for any securities, and shall not form the basis or be relied on in connection with any contract or binding commitment whatsoever. No offering of securities of the Company will be made except by means of a statutory offering document containing detailed information about the Company.

This Presentation has been prepared by the Company based on information and data which the Company considers reliable, but the Company makes no representation or warranty, express or implied, whatsoever, and no reliance shall be placed on the truth, accuracy, completeness, fairness and reasonableness of the contents of this Presentation. This Presentation may not be all inclusive and may not contain all of the information that you may consider material. Any liability in respect of the contents of, or any omission from, this Presentation is expressly excluded.

Certain matters discussed in this Presentation may contain statements regarding the Company’s market opportunity and business prospects that are individually and collectively forward-looking statements. Such forward-looking statements are not guarantees of future performance and are subject to known and unknown risks, uncertainties and assumptions that are difficult to predict. These risks and uncertainties include, but are not limited to, the performance of the Indian economy and of the economies of various international markets, the performance of the industry in India and world-wide, competition, the Company’s ability to successfully implement its strategy, the Company's future levels of growth and expansion, technological implementation, changes and advancements, changes in revenue, income or cashflows, the Company's market preferences and its exposure to market risks, as well as other risks. The Company's actual results, levels of activity, performance or achievements could differ materially and adversely from results expressed in or implied by this Presentation. The Company assumes no obligation to update any forward-looking information contained in this Presentation. Any forward-looking statements and projections made by third parties included in this Presentation are not adopted by the Company and the Company is not responsible for such third-party statements and projections.

All Maps used in the Presentation are not to scale. All data, information and maps are provided "as is" without warranty or any representation of accuracy, timeliness or completeness.

**Q4 & FY24 Performance**



**Mr. Gaurav Poddar,**  
Executive Director

“

**Through resilience and gratitude, we navigate challenges and pursue growth by honoring stakeholder trust in our vision**

”

Despite facing subdued consumer demand and challenging market conditions, our company has showcased resilient performance.

In terms of financial performance, our Revenue from Operations for Q4FY24 stood at Rs. 6,464 Mn, as compared to Rs. 6,948 Mn in Q4FY23. Our revenue mix comprised Fabric at 82%, Garments at 13%, and Yarn & Others at 5% in Q4FY24. We are pleased to report an EBITDA of Rs. 1,059 Mn with an EBITDA Margin of 16.4% for the quarter. Furthermore, our Profit After Tax (PAT) for the quarter stood at Rs. 690 Mn, with a PAT Margin of 10.7%.

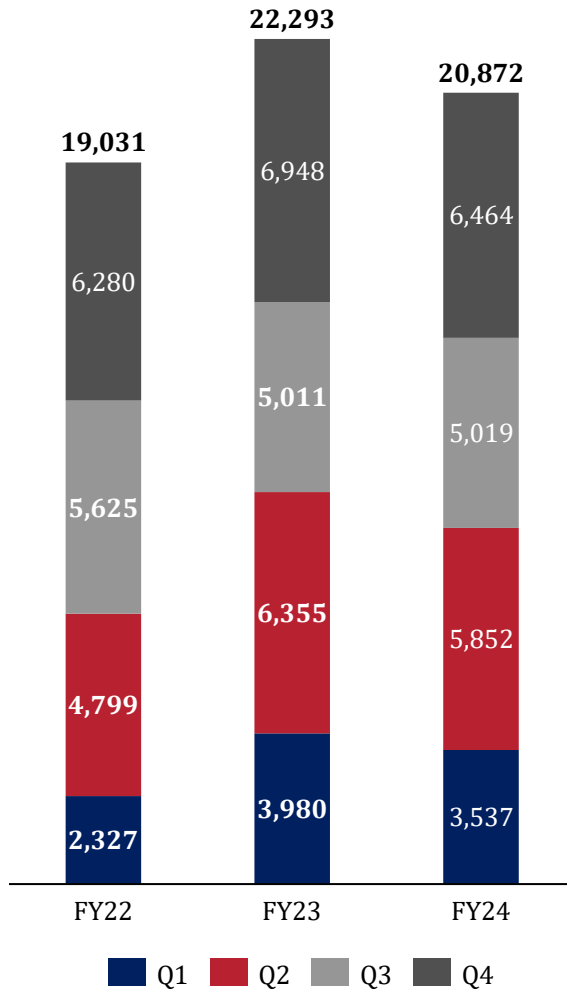
Additionally, we have expanded our retail footprint to a total of 247 stores as of March 31, 2024, demonstrating our commitment to growth and market presence. In accordance with our strategic decision made at the beginning of the fiscal year, our investment in advertising and sales promotion remains elevated, aimed at bolstering brand presence and stimulating sales growth. In Q4FY24, the company allocated Rs. 12.04 crores for sales promotion, a decrease from Rs. 17.5 crores spent in Q3FY24, while maintaining consistent investment in advertising and sales promotion initiatives.

While the current quarter's profitability has been temporarily affected by these factors, our financial foundation remains strong. We are delighted to announce that the board of directors has approved a dividend of Rs. 4/- (200%) per share, based on the face value of Rs. 2/- each.

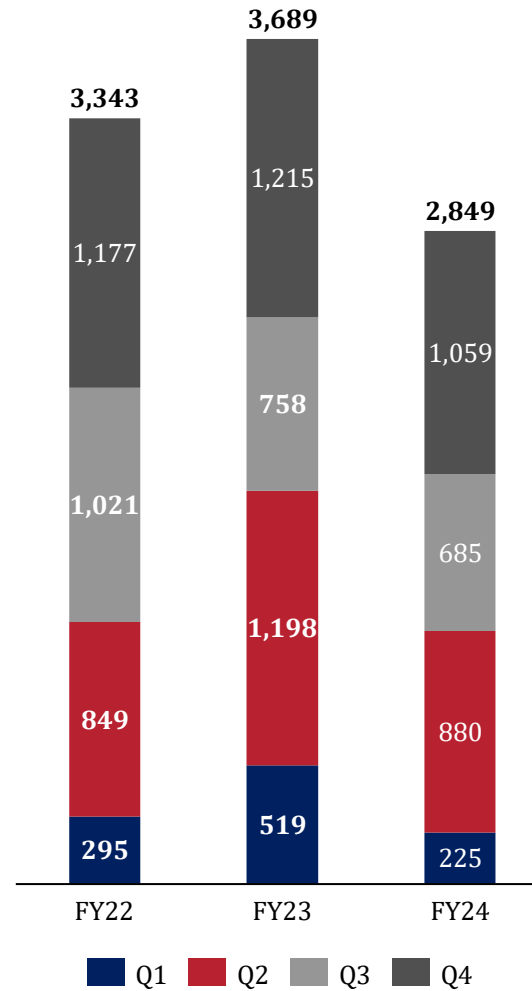
This disciplined approach will fortify our financial position, mitigate risks, and afford us the flexibility to pursue growth opportunities. We extend our gratitude to all our stakeholders who have supported and believed in our vision.

# Quarterly Business Performance

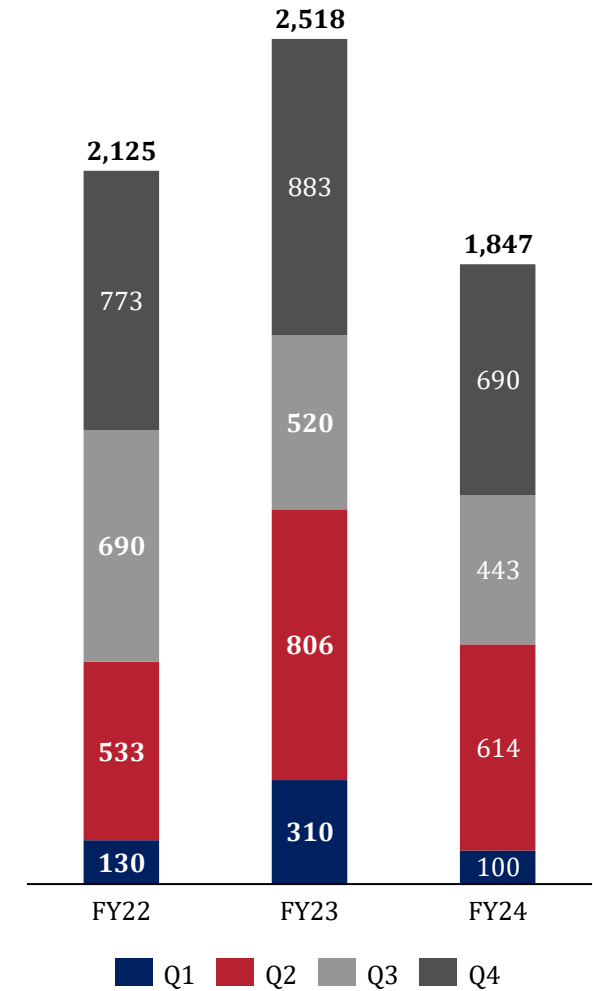
## Net Revenue\*



## EBITDA\*



## Net Profit After Tax



\*Excluding Other Income ; Note: Rounded off to the nearest whole number

# Q4FY24 Profit & Loss Statement

Particulars (₹ in Mn)	Q4 FY24	Q4 FY23	Y-o-Y	Q3 FY24	Q-o-Q	FY24	FY23	Y-o-Y
<b>Revenue from Operations</b>	<b>6,464</b>	<b>6,948</b>	<b>-7.0%</b>	<b>5,019</b>	<b>28.8%</b>	<b>20,872</b>	<b>22,293</b>	<b>-6.4%</b>
Cost Of Goods Sold	3,863	4,234		2879		12,106	12,971	
Employee Expenses	450	511		429		1,723	1,791	
Other Expenses*	1092	988		1026		4,194	3,842	
<b>EBITDA</b>	<b>1,059</b>	<b>1,215</b>	<b>-12.8%</b>	<b>685</b>	<b>54.6%</b>	<b>2,849</b>	<b>3,689</b>	<b>-22.8%</b>
<b>EBITDA Margin (%)</b>	<b>16.4%</b>	<b>17.5%</b>		<b>13.6%</b>		<b>13.6%</b>	<b>16.5%</b>	
Other Income	64	103		111		376	402	
Depreciation	140	137		139		551	578	
<b>EBIT</b>	<b>983</b>	<b>1,181</b>	<b>-16.7%</b>	<b>657</b>	<b>49.7%</b>	<b>2,674</b>	<b>3,513</b>	<b>-23.9%</b>
<b>EBIT Margin (%)</b>	<b>15.2%</b>	<b>17.0%</b>		<b>13.1%</b>		<b>12.8%</b>	<b>15.8%</b>	
Finance Cost	51	49		56		203	197	
<b>Profit before Tax</b>	<b>932</b>	<b>1,132</b>	<b>-17.7%</b>	<b>601</b>	<b>55.2%</b>	<b>2,471</b>	<b>3,316</b>	<b>-25.5%</b>
<b>Profit before Tax(%)</b>	<b>14.4%</b>	<b>16.3%</b>		<b>12.0%</b>		<b>11.8%</b>	<b>14.9%</b>	
Tax	242	249		158		624	798	
<b>Profit After Tax</b>	<b>690</b>	<b>883</b>	<b>-21.9%</b>	<b>443</b>	<b>55.8%</b>	<b>1,847</b>	<b>2,518</b>	<b>-26.7%</b>
<b>PAT Margin (%)</b>	<b>10.7%</b>	<b>12.7%</b>		<b>8.8%</b>		<b>8.8%</b>	<b>11.3%</b>	
EPS (As per Profit after Tax)	14.93	18.85		9.58		39.98	53.73	

\*Other expense includes marketing & sales promotion expense of Rs. 120.4 Mn in Q4FY24 as against Rs. 175.3 Mn in Q3FY24

**Siyaram's**

**Our Legacy, Our Future**



From 1978 till today, through our fabrics and brands, we have carved a niche in the hearts and minds of millions.

Amongst India's most renowned brands and marketers of fabrics, readymade garments, and other textiles products.

Strong brands & sub-brands like Siyaram, Mistair, J. Hampstead, CADINI, Oxemberg and many more

Operates franchises, retail stores and online platform presence, which offer menswear fashion fabrics, apparel, and accessories

An ISO 14001:2008, 45,001: certified company, with integrated state-of-the-art manufacturing plants across Tarapur, Daman, Amravati and Silvassa

A distribution ecosystem with brands focusing on all the segments of the market

Today, when we say, "**Come home to...**", the world says... **Siyaram's**



## Manufacturing

### 1978-1987


- Established in 1978
- Went Public in 1980
- Setup capacity for manufacturing & weaving and processing at Tarapur



## Business Expansion

### 1991-2009

- Started brand promotion exercise for brand Siyaram with the tagline **“Coming Home to Siyaram’s”**
- Introduced Oxemberg to venture into readymade garments
- Launched J. Hampstead to market with 100% pure worsted suiting fabrics
- Started & expanded the weaving capacity at Silvassa
- Launched Mistair, a fashion brand



## Brand Creation

### 2013-2020

- Siyaram's voted as the most trusted brand by Economic Times and Nielsen Media Research
- Acquired the Italian Brand Cadini
- Set up indigo rope dyeing unit at Amravati
- Launched Siyaram's Mozzo - A casual Apparel Brand
- Set Guinness World Record for online Textile Mahakumbh



## Innovation & Asset Light Model

### 2021-2023

- Launched DEN - KNIT Knitted Denim fabric brand
- Launched Siyaram's Exclusive Knit Wear Brand - Tessio
- Launched range of Bamboo blended shirting fabric brand under sub brands EVITA & BREEZY
- Launched Ethnic wear fabric brand Ethnair



# We serve multiple end markets..



**800+**

Distributors spread across pin codes

**~100** Mn Meters

Fabric Sold in FY24

**245+**

Stores Across Nation

**~1.85L** sqft

Retail Space

**~4.5** Mn pieces

Apparels Sold in FY24

Distributors | MBO's | Institutions

**5** Mn and counting...

Customers Served

Online Marketplace | Exclusive Shops



## FABRICS



## GARMENTS



# ...through serving Different Customer Needs

# Siyaram's



**Siyaram's**



**J. HAMPSTEAD**  
WORLD'S FINEST FABRIC & APPAREL



**OXEMBERG**



**CADINI**  
ITALY  
THE POWER OF PRESENCE



**MiSTAIR**  
A Siyaram's Initiative



**Siyaram's**  
MOZZO



**Siyaram's**  
**ROYALÈ LINEN**  
premium linen fabric



**EVITA**  
BAMBOO NX

# ...through our Innovative Offerings



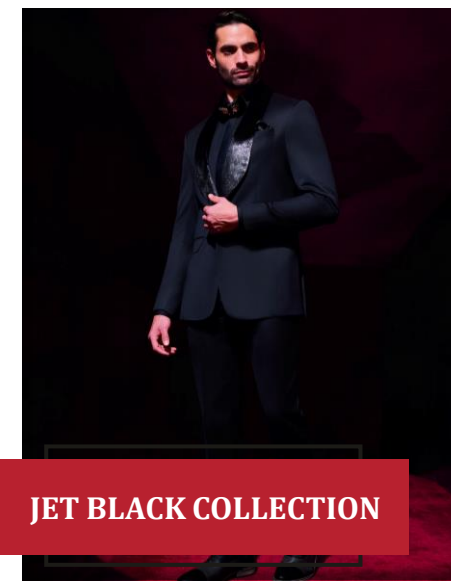
**BLENDED BAMBOO  
FABRIC**



**TERRY RAYON SUITING  
FABRIC**



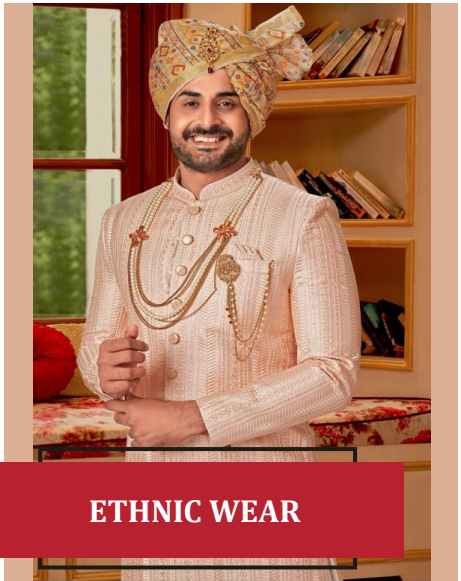
**KNIT INDIGO**



**JET BLACK COLLECTION**



**KNIT WEAR**





**ETHNIC WEAR**

*The urge to innovate, the quest for artisanal fabrics, and the transmission of exceptional know-how have enabled the creation of world-class bamboo cotton fabric clothing in India to stand the test of time and forge the uniqueness of **Siyaram's***

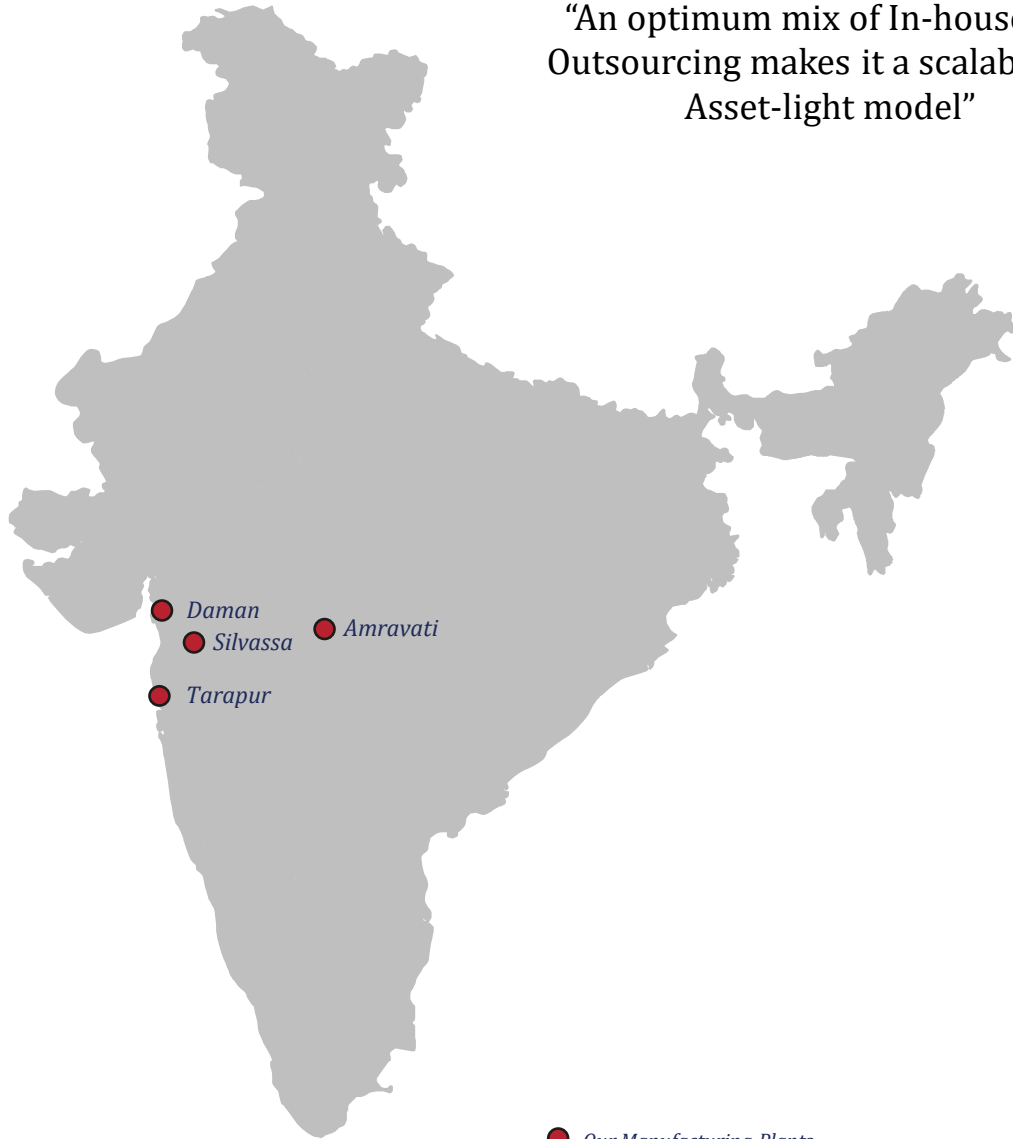
...through Brand Ambassadors

**Siyaram's**



...endorsing our Brands over the years

"An optimum mix of In-house and Outsourcing makes it a scalable and Asset-light model"



● Our Manufacturing Plants



Warping section hosts Bromas (Robotic), Karl Mayer and Benninger (Switzerland)



Weaving technology like Rapier: Picanol (Belgium) and Dornier (Germany), Projectile: Sulzer Textile (Switzerland), Airjet: Toyoda (Japan)



As we offer stylish and comfortable products, we also prioritize the safety of our customers. We ensure safety and unparalleled quality by using eco-friendly chemicals in all our fabrics and subjecting them to rigorous quality checks at every stage

## In-house Design Studio

Every dream is distinct, and we ensure that our teams, the creative vision, materials, and craftsmen all work together to create a unique translation. We uphold the highest standards for materials, perfect lines, and meticulous attention to detail

Our in-house Design Studio comprises textile designers who have honed their skills through years of practice and work tirelessly to create designs that are both beautiful and comfortable

Moreover, our R&D department combines innovative textiles with the contemporary needs of today's man

WOOL BLENDS

100% COTTON

BLENDED BAMBOO  
FABRIC

TERRY RAYON

COTTON BLENDS

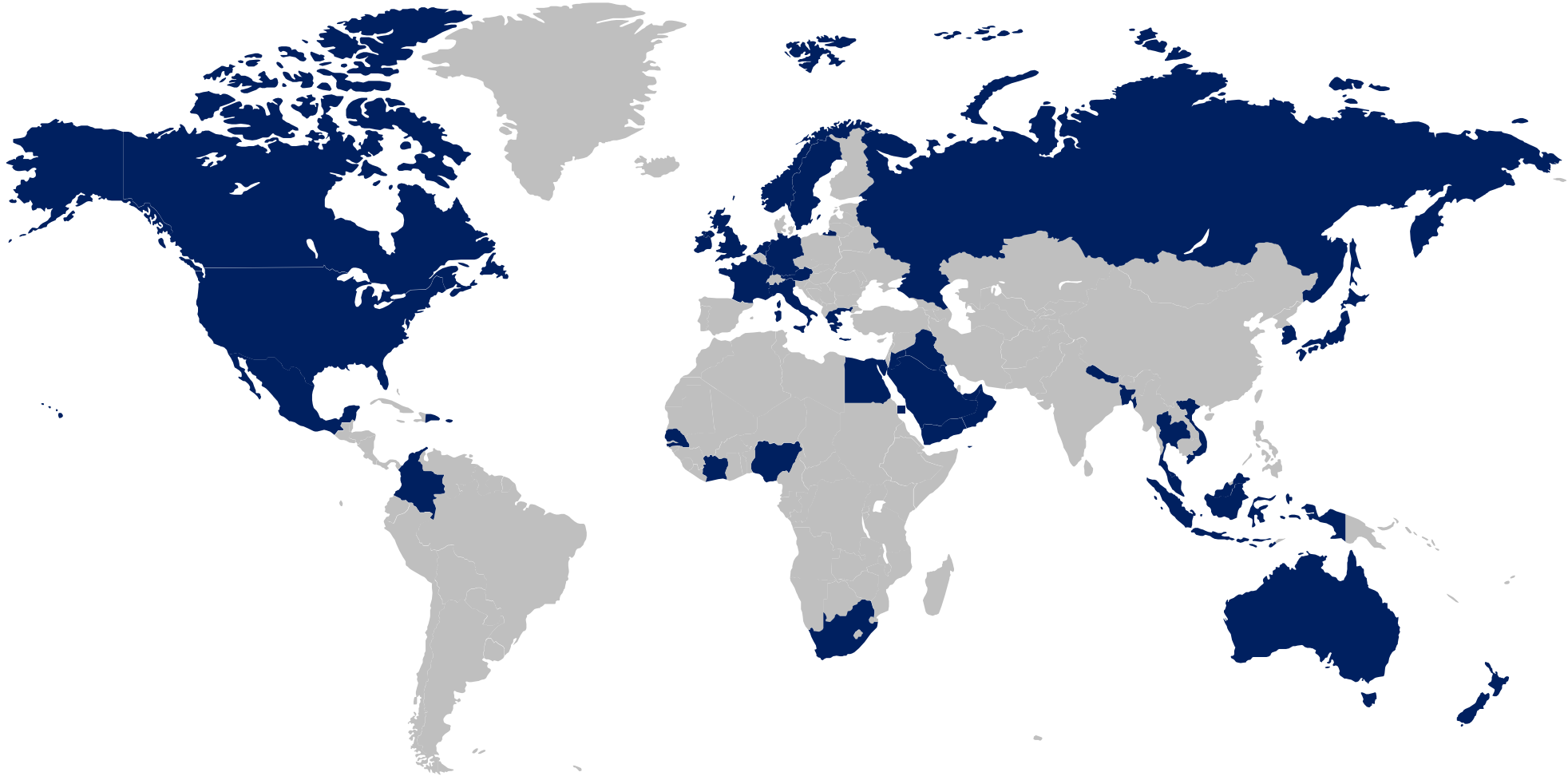
100% LINEN & LINEN  
BLENDS

## Export Regions

- ✓ Australia
- ✓ Bahrain
- ✓ Bangladesh
- ✓ Canada
- ✓ Colombia
- ✓ Dubai
- ✓ Egypt
- ✓ Germany
- ✓ Hong Kong
- ✓ Indonesia
- ✓ Japan
- ✓ Jordan
- ✓ Kuwait
- ✓ Malaysia
- ✓ Mexico
- ✓ Nepal
- ✓ New Zealand
- ✓ Oman
- ✓ Qatar
- ✓ Saudi Arabia
- ✓ South Korea
- ✓ Thailand
- ✓ UAE
- ✓ UK
- ✓ USA
- ✓ Vietnam
- ✓ West Indies
- ✓ Yemen

## Cadini Sales Regions

- ✓ Austria
- ✓ Belgium
- ✓ Canada
- ✓ Cote d'Ivoire
- ✓ Egypt
- ✓ France
- ✓ Great Britain
- ✓ Greece
- ✓ Iraq
- ✓ Ireland
- ✓ Italy
- ✓ Nigeria
- ✓ Norway
- ✓ Puerto Rico
- ✓ Russia
- ✓ Senegal
- ✓ Hong Kong
- ✓ South Africa
- ✓ Sweden
- ✓ USA



# Our Organization



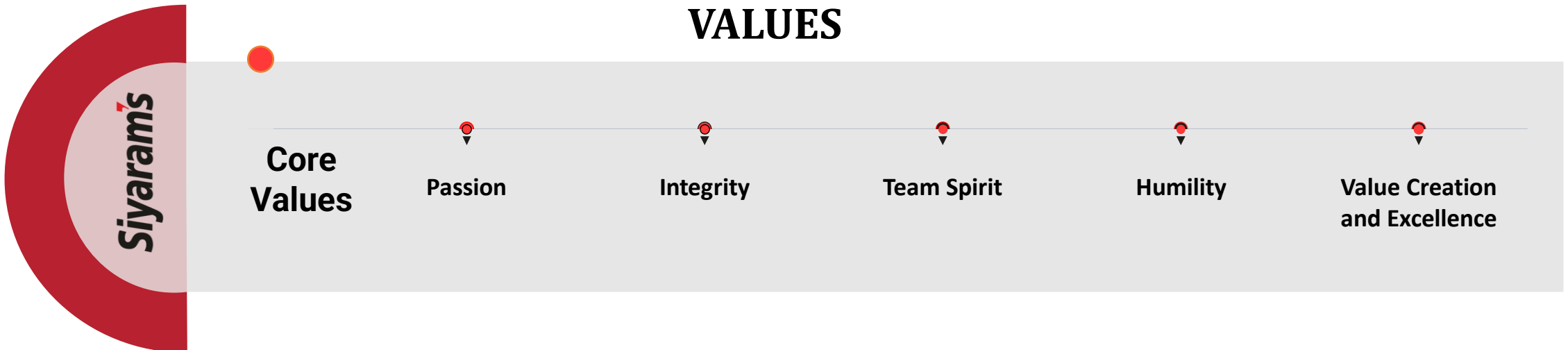
## VISION

To be the preferred partner to every stakeholder in the textile and fashion industry by delivering high quality fabrics, implementing design-driven innovation, building trust, creating unsurpassed value and delighting customers time and again

## MISSION

To provide quality products and to be a name, synonymous with high fashion in India and across the globe

## VALUES





## Ramesh Poddar

Chairman & Managing Director

Mr Ramesh Poddar is a stalwart of textile industry having rich experience of over 4 decades.

He has been instrumental in creating brand Siyaram's. His futuristic vision made Siyaram's a brand that exudes dynamism, quality and innovation. He led the company to build comprehensive product portfolio of suitings, shirtings and garments.

Mr Poddar is a member of various charitable trusts, offering services in many sectors. He was also a member of Textile committee to the Government of India and has represented the industry through key trade forums & associations. People in industry regard him as mentor because of his vast experience & knowledge and seek his help in solving complex business challenges.

Under his leadership, today Siyaram's has become one of the most trustworthy and household names in India.



## Pawan Poddar

Joint Managing Director

Mr Pawan Poddar's vision from the beginning was to make Siyaram's a truly state-of-the art manufacturing organisation. His efforts stood the test of time and today Siyaram's manufacturing plants are considered the best in the industry.

Mr Poddar is also a well-known social figure who participates in various causes and activities supported by trade associations and industrial bodies such as FAITMA, BTRA and TIMA to make a difference in the industry.



## Shrikishan Poddar

Executive Director

Mr Shrikishan Poddar established the Exports Division in Siyaram's to tap into global markets. With his intuition and relentless innovation, Siyaram's expanded to the USA, Europe, Australia, Far East, Gulf and Sri Lanka.

He launched Siyaram's home furnishings, offering fashionable curtains and upholstery fabrics.

With his unending quest he made Siyaram's a prominent force in International markets



## Gaurav Poddar

Executive Director

Mr Gaurav Poddar is a new age leader whose dynamic and high energy persona always guides teams to excel in business.

He is involved in strategic planning for the group and new business initiatives especially in garments and retail businesses.

He has also contributed significantly across functions such as manufacturing, product development and technology upgradation.

Mr Poddar inherited his family's business acumen and combined it with a modern outlook making him a role model for young and budding entrepreneurs

# Our Experienced Board



**SHRI. SACHINDRA N.  
CHATURVEDI**

He is a Fellow member of the ICAI, a bachelors' degree with honors in Technology and holds a master's degree in business administration. He has over 32 years of experience as a Practicing Chartered Accountant, and he is a member of Bombay Chartered Accountants' society and Tax Consultants Association. He has expertise in the areas of Audit, Taxation, Project / Corporate Finance, Investment Banking, M&As, Corporate Laws, DD exercises, Valuation, Restructuring & Rehabilitation and Strategic Business Planning. He has varied experience of auditing BFSI, PSU and many large companies. He also has valuable experience in monitoring / inspection / investigating / companies at the behest of banks / FIs / IT authorities / High Courts/ NCLT/ as well as inspection of books and records of MFs/ SE brokers/ plantation companies on behalf of SEBI.



**SHRI. CHETAN S.  
THAKKAR**

He is a Graduate and has done his LLB from Shivaji University Kolhapur and LLM from Bombay University. He thereafter qualified as a Solicitor from Bombay and has since been associated with Kanga & Co., as an Associate and then as a partner from 2006 onwards. He is in practice for over 19 years and has vast experience in matters relating to capital markets including IPO, Rights Issues, QIPs, FCCB offerings foreign collaborations, Mergers & Acquisitions, private equity investments, corporate laws, banking, loan syndication, ECBS FDI, franchising, insurance matters and intellectual property matters.



**SHRI. DEEPAK R.  
SHAH**

He is a Graduate and a Fellow member of the ICAI with 30 years of experience in the field of Direct and Indirect Tax. He was the Chairman of All India Federation of Tax Practitioners Western Zone for 2018 and 2019 and also the Chairman of Indirect Taxation Committee of Bombay Chartered Accountants' Society. He has served as President of Bombay Chartered Accountants' Society in the year 2012-13. He also served as an Editor of BCA Referencer for 12 years till 2012. He has expertise in the field of Audit, Company Law and Taxation (Direct and Indirect)



**SMT. MANGALA R.  
PRABHU**

She is a Postgraduate in Commerce, a Law Graduate as well as CAIIB. She has 41 years of experience in the Banking Sector with cross multiple roles spanning across corporate credit, foreign exchange, HR and branch banking. Presently working as a Financial Consultant imparting Corporate Financial Advisory Services in Mid/ Large Corporate Clients.



**DR. ASHOK N.  
DESAI**

He holds a Ph. D (Tech) in Textile Technology and is a Fellow of Institute of Engineers, India. He joined Bombay Textile Research Association (BTRA) in 1980. In July 2000 he took over as Director of BTRA and he initiated many activities towards self-sufficiency and finance discipline as well as gave a new direction to BTRA. He is a Scientist member of the Governing Council of SITRA. He is also the Chairman of TX30 and TX33 of the Bureau of Indian Standards and is Chairman of Textile Division Council of Bureau of Indian Standards. He has gained expertise in the fields of Spinning Technology, Microbiology, E-beam Radiation of Textiles, Plasma Processing applications to Textiles and other related fields.




Guinness World Records for creating World's most viewed live stream



Ranked amongst Top 100 Franchise Opportunities



Awarded as India's Most Attractive Brands by Trust Research Advisory



Awarded as Most Trusted Brand by ET & Nielsen Media Research




Awarded as The Next 500 by Fortune India



Felicitated as Iconic Brands of India by ET

# Our Advertising & Marketing Initiatives





Blind Cricket Tournament 2024, Mumbai



Conducted Tailoring Workshops across 8 states



Disease Prevention Equipments at Tata Memorial, Mumbai



World Environment Day, Tarapur



Yoga Day Campaign, Mumbai



Green Energy Initiatives, Tarapur & Silvassa

**Our Strategic Priorities**

**01** | Strengthen Distribution Network


**02** | Manufacturing through Outsourcing Partners

**03** | Leverage Brand Siyaram's

**04** | Expand Stores through Franchise Model

**05** | Focus on Innovation & Quality Experience

**06** | Promote Tailoring in the Community



# Franchise Model : Win-win Proposition

Partnering with Siyaram's shop will provide a lucrative & sustainable business model and unmatched growth opportunities

FRANCHISE

## BRAND'S LEGACY



Of over 4 decades

## WARDROBE SOLUTION



Fashioning Modern Man

## MULTIPLE BRANDS



Under One Roof

## WIDE TARGET AUDIENCE



Right from 18 years to 60+ men

## TAILOR FIT



Customized Services

## LOYALTY PROGRAM



Base of 2.17 lac members

## PAYBACK PERIOD



~3 years

## READY CUSTOMER BASE



Higher Footfall

COMPANY

HIGHER MARKET SHARE

INCREASED REACH

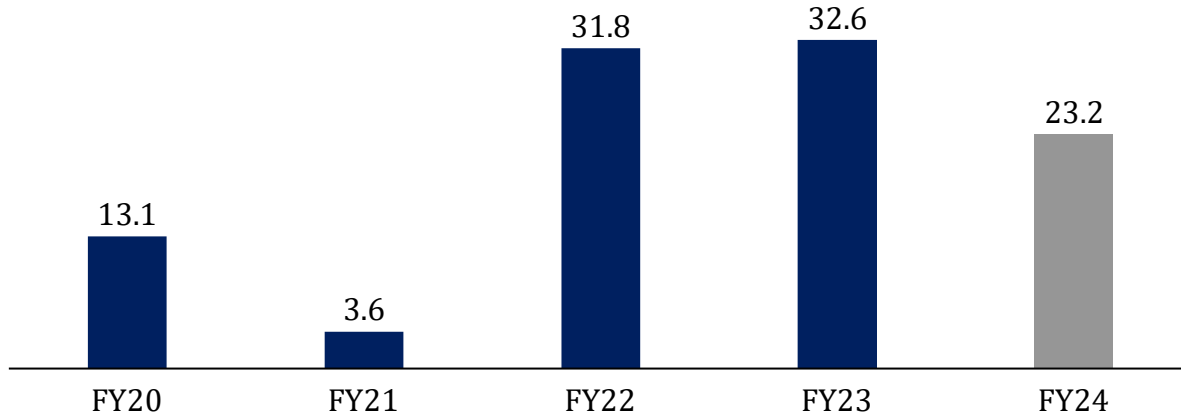
HIGHER ROCE

LOWER DEBT

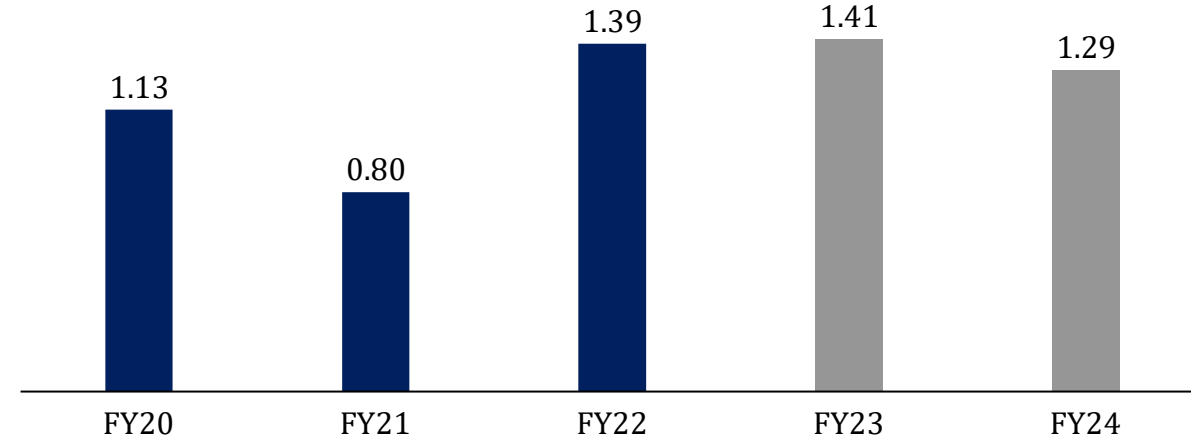
FASTER GROWTH

## Return on Capital Employed %

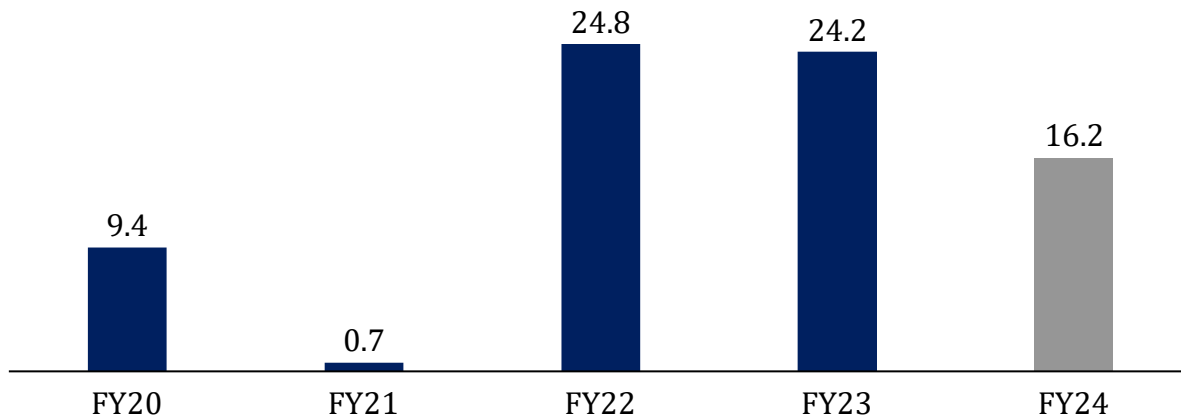
\* Adjusted for cash & Investments



## Asset Turnover ratio (x)

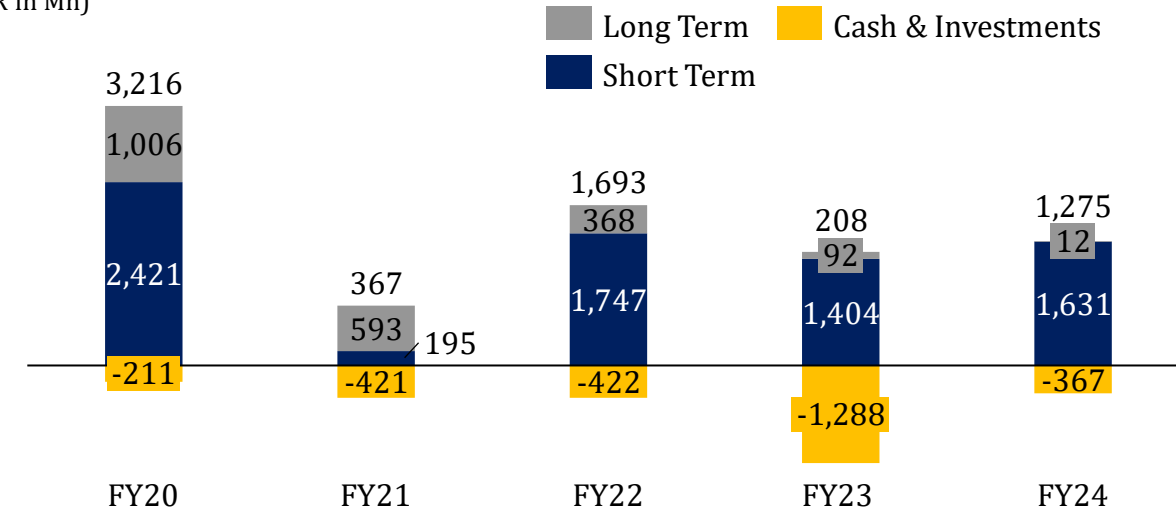


## Return on Equity %



## Net Debt Calculation

(₹ in Mn)



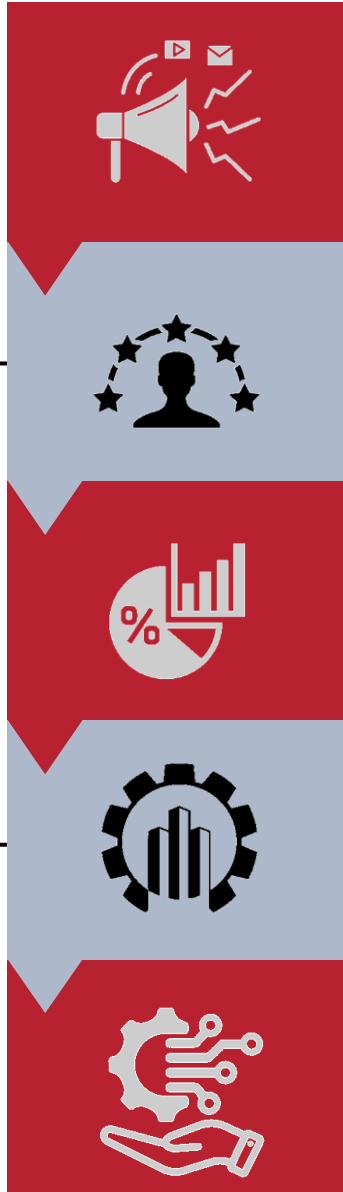
\*FY21 was impacted by Covid related disruptions

## Enhance the consumer experience

We survey customers regularly to adjust our products based on behavior and innovate with new designs, striving to be at the top of customer preferences in a competitive fashion industry

## Rationalising the Product Mix

We have reduced SKUs and focused on fast-moving products and preferred designs to avoid inventory blockage, leading to enhanced profitability and receivables



## New Marketing Approach

Our traditional marketing strategy garnered positive results in the domestic market, developing a vast network and penetrating tier-I, tier-II and tier-III cities. Now, it aims to attract online shoppers by targeting the digital space.

## Redefining the sales strategy

We shifted from consignment sales to net sales to de-risk sales and collection cycle, eliminating provisions for returns and replacements and avoiding blocked working capital. This strategy also saves management bandwidth and provides a clear picture of demand

## Accelerating Digital Adoption

We embrace digitalization in our day-to-day operations to improve efficiency, offering frequent training programs to help employees adapt to digital transformation initiatives

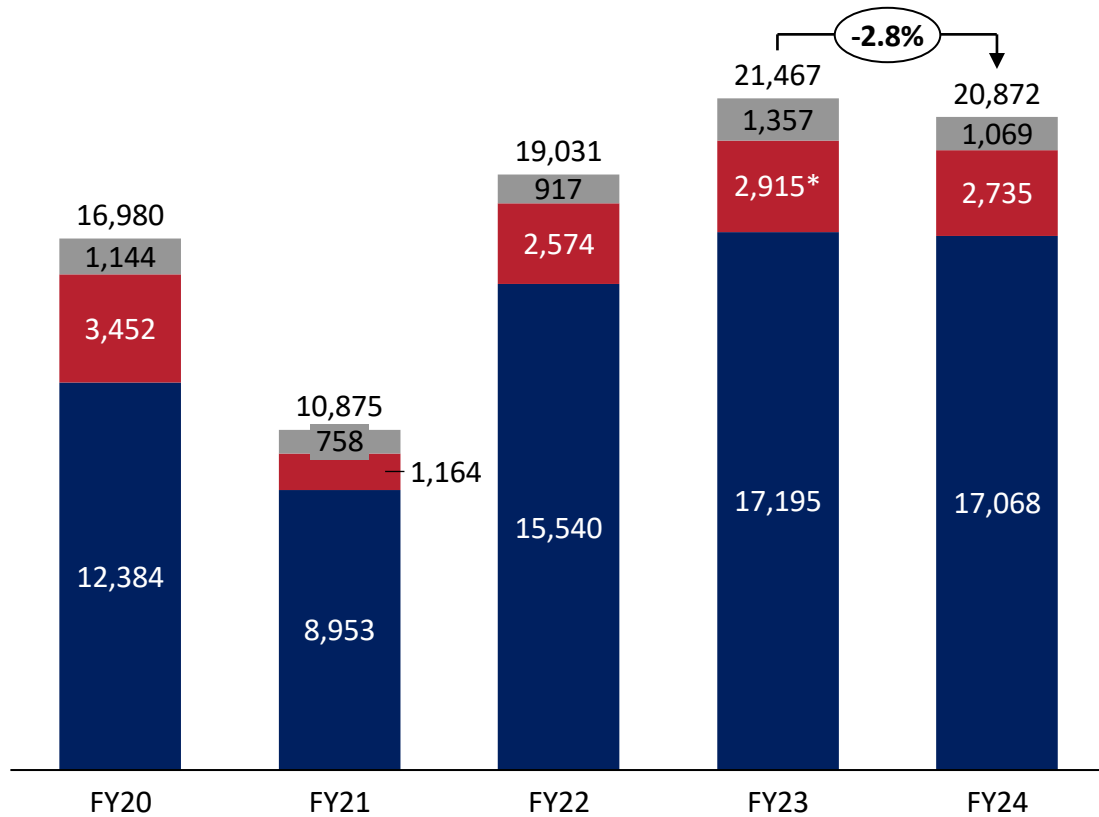
**Our Financial Performance**

# Revenue Break-up

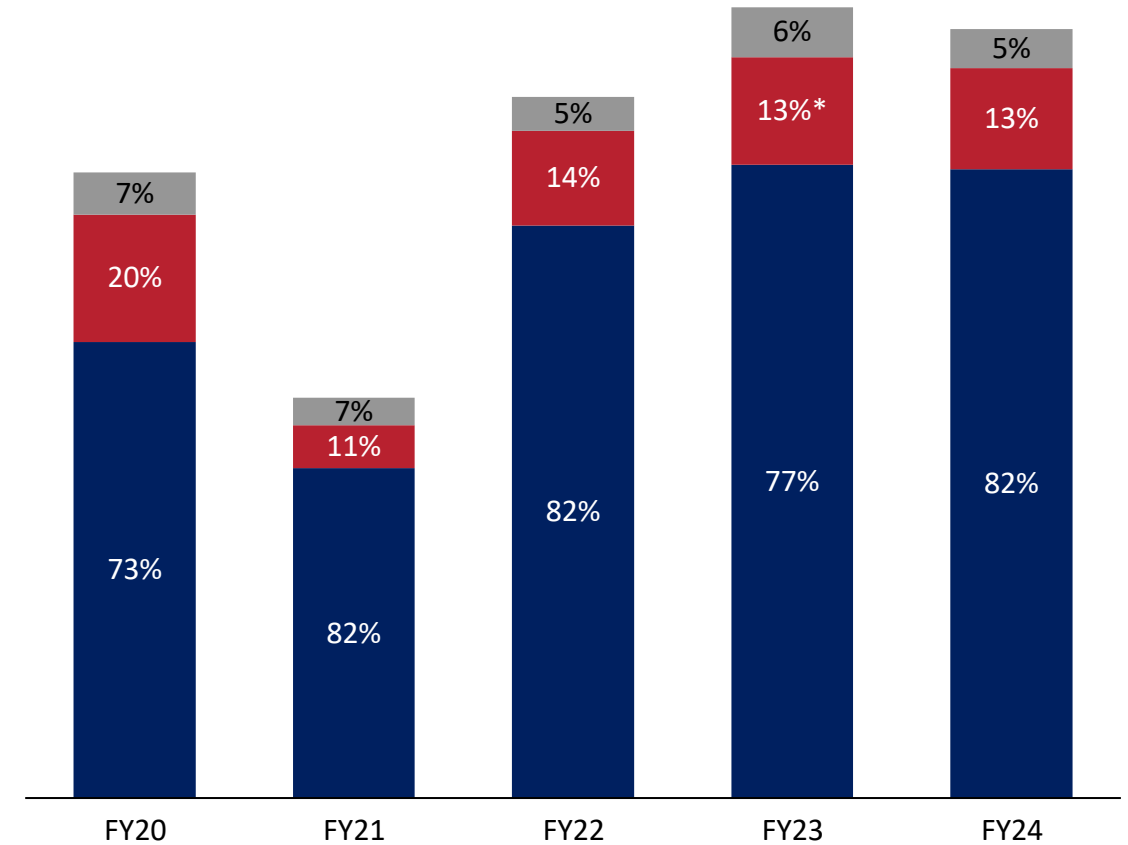
(in ₹ Million)

(in %)

\* excl INR 826 mn of one time export order



\* excl INR 826 mn of one time export order

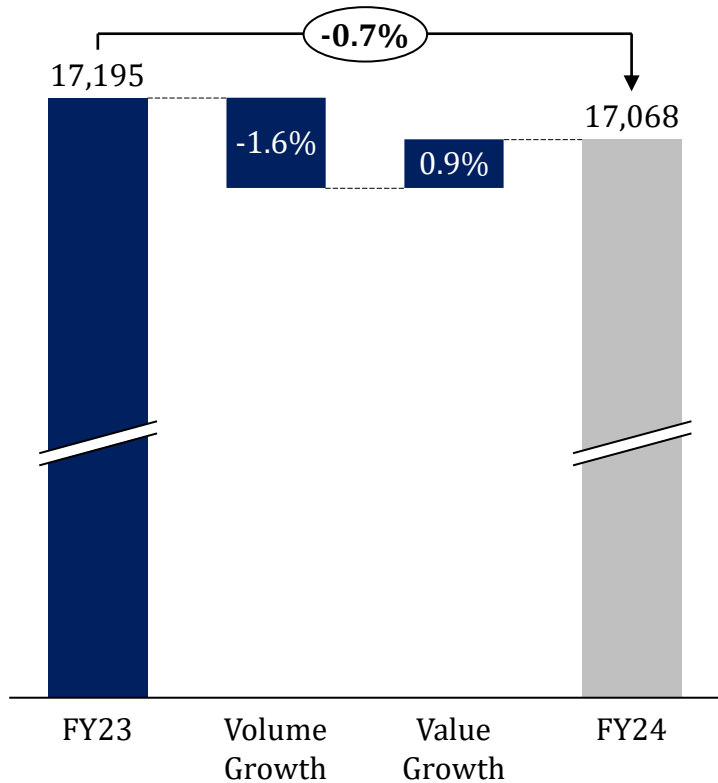


Yarn/knitting & Others Garment Fabric

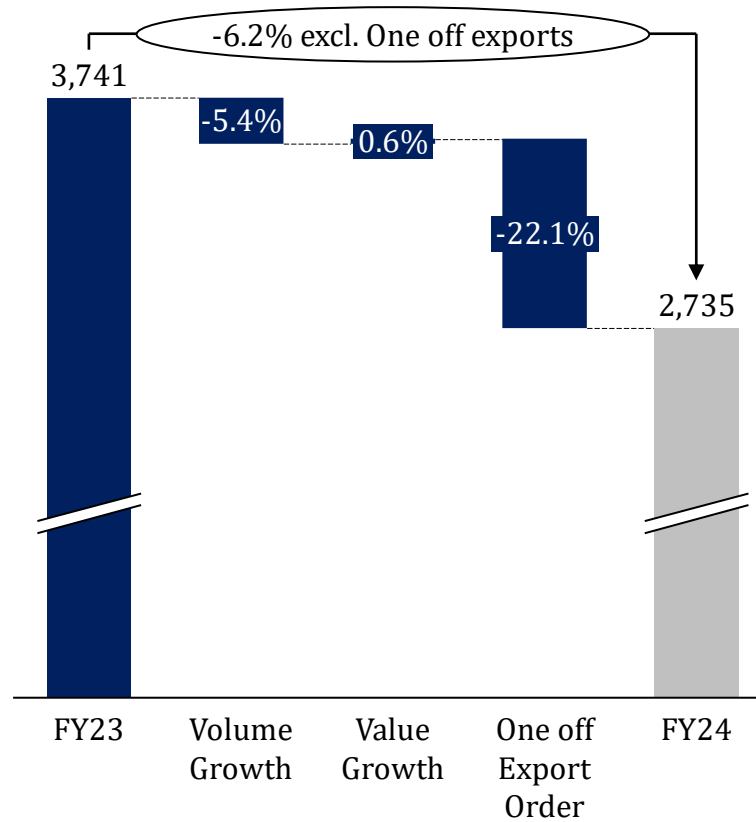
Yarn/knitting & Others Garment Fabric

\*FY21 was impacted by Covid related disruptions

## Fabric



## Garments



- ✓ Value growth led by better Product Mix
  - Sale of Premium Fabrics was higher in the last fiscal year
- ✓ Exports contributed 9% of the Revenues in FY24
- ✓ Raw Material prices remained volatile in the last year, the price increase is passed on to the end customers with a lag effect
- ✓ In spite of the increase in Raw Material pressure, EBITDA Margins are maintained consistently ~14%

\*Excluding Other Income ; Note: Rounded off to the nearest whole number

# Profit & Loss Statement

Particulars (₹ in Mn)	FY22	FY23	FY24
<b>Revenue from Operations</b>	<b>19,031</b>	<b>22,293</b>	<b>20,872</b>
Cost of Goods Sold	10,739	12,971	12,106
Employee Expenses	1,595	1,791	1,723
Other Expenses	3,353	3,842	4,195
<b>EBITDA</b>	<b>3,343</b>	<b>3,689</b>	<b>2,849</b>
<b>EBITDA Margin (%)</b>	<b>17.6%</b>	<b>16.5%</b>	<b>13.6%</b>
Other Income	345	402	376
Depreciation	585	578	550
<b>EBIT</b>	<b>3,102</b>	<b>3,513</b>	<b>2,674</b>
<b>EBIT Margin (%)</b>	<b>16.3%</b>	<b>15.8%</b>	<b>12.8%</b>
Finance Cost	181	197	203
<b>Profit before Tax</b>	<b>2,921</b>	<b>3,316</b>	<b>2,471</b>
<b>Profit before Tax(%)</b>	<b>15.3%</b>	<b>14.9%</b>	<b>11.8%</b>
Exceptional Item	53		
Tax	743	798	624
<b>Profit After Tax</b>	<b>2,125</b>	<b>2,518</b>	<b>1,847</b>
<b>PAT Margin (%)</b>	<b>11.2%</b>	<b>11.3%</b>	<b>8.8%</b>
EPS (As per Profit after Tax)	45.34	53.73	39.98

# Balance Sheet

Equity & Liabilities (₹ in Mn)	FY22	FY23	FY24
<b>Equity</b>			
Equity Share Capital	94	94	91
Other Equity	9279	11315	11319
<b>Total Equity</b>	<b>9,373</b>	<b>11,409</b>	<b>11410</b>
<b>Non-Current Liabilities</b>			
Financial Liabilities:			
i. Borrowing	368	92	12
ii. Lease Liabilities	73	96	77
iii. Other Financial Liabilities	417	414	402
Provisions	100	94	99
Other Non-Current Liabilities	79	56	36
Deferred Tax Liabilities	107	106	100
<b>Total Non-Current Liabilities</b>	<b>1,144</b>	<b>858</b>	<b>726</b>
<b>Current Liabilities</b>			
Financial Liabilities:			
i. Borrowings	1,747	1,404	1,631
ii. Lease Liabilities	39	35	30
iii. Trade Payables	2,133	1,921	1,642
iv. Other Financial Liabilities	65	49	52
Other Current Liabilities	620	682	529
Provisions	34	40	36
<b>Total Current Liabilities</b>	<b>4,638</b>	<b>4,131</b>	<b>3921</b>
<b>Total Equity &amp; Liabilities</b>	<b>15,155</b>	<b>16,398</b>	<b>16,056</b>

Assets (₹ in Mn)	FY22	FY23	FY24
<b>Non-Current Assets</b>			
Property, plant and equipment	4,728	4,512	4,522
Capital Work-in-Progress	24	54	187
Other Intangible Assets	5	4	4
Investment Property	150	136	127
Right Of Use Assets	96	119	92
Investment in Subsidiaries	109	109	109
Financial Assets:			
i. Investments	170	180	181
ii. Loans	18	22	45
iii. Other	123	110	105
Other non-current assets	31	175	19
<b>Total Non-Current Assets</b>	<b>5,454</b>	<b>5,421</b>	<b>5,391</b>
<b>Current Assets</b>			
Inventories	4,030	4,223	4,657
Financial Assets:			
i. Current Investments	207	1,061	117
ii. Trade Receivable	3,864	4,272	4,677
iii. Cash and Cash Equivalents	35	35	57
iv. Bank balances other than above	10	12	13
v. Loans	11	21	23
vi. Other Financial Assets	59	2	2
Other Current assets	1,179	1,131	944
Current Tax Assets (Net)	306	220	175
<b>Total Current Assets</b>	<b>9,701</b>	<b>10,977</b>	<b>10,665</b>
<b>Total Assets</b>	<b>15,155</b>	<b>16,398</b>	<b>16,056</b>

# Cash Flow Statement

Particulars (₹ in Mn)	FY22	FY23	FY24
<b>Cash Flow from Operating Activities</b>			
Profit before Tax	2868	3316	2471
Adjustment for Non-Operating Items	630	472	488
<b>Operating Profit before Working Capital Changes</b>	<b>3498</b>	<b>3788</b>	<b>2959</b>
Changes in Working Capital	-2373	-720	-1096
<b>Cash Generated from Operations</b>	<b>1125</b>	<b>3068</b>	<b>1863</b>
Less: Direct Taxes paid	-770	-714	-584
<b>Net Cash from Operating Activities</b>	<b>356</b>	<b>2354</b>	<b>1279</b>
<b>Cash Flow from Investing Activities</b>	<b>-549</b>	<b>-1129</b>	<b>682</b>
<b>Cash Flow from Financing Activities</b>	<b>188</b>	<b>-1225</b>	<b>-1939</b>
<b>Net increase/ (decrease) in Cash &amp; Cash equivalent</b>	<b>-6</b>	<b>0</b>	<b>22</b>
Add: Cash and cash equivalents as at 1st April	41	35	35
<b>Cash and cash equivalents as at 31st March</b>	<b>35</b>	<b>35</b>	<b>57</b>

# Consistent Returns to Stakeholders since Listing

<b>FY20</b> ₹ 48.6 Cr Dividend Outlay	<b>FY21</b> ₹ 21.5 Cr Dividend Outlay	<b>FY22</b> ₹ 43.1 Cr Dividend Outlay	<b>FY23</b> ₹ 51.6 Cr Dividend Outlay	<b>FY24</b> ₹ 108 Cr Buyback (Post Tax) ₹ 49.9 Cr Dividend Outlay
---	---	---	---	---

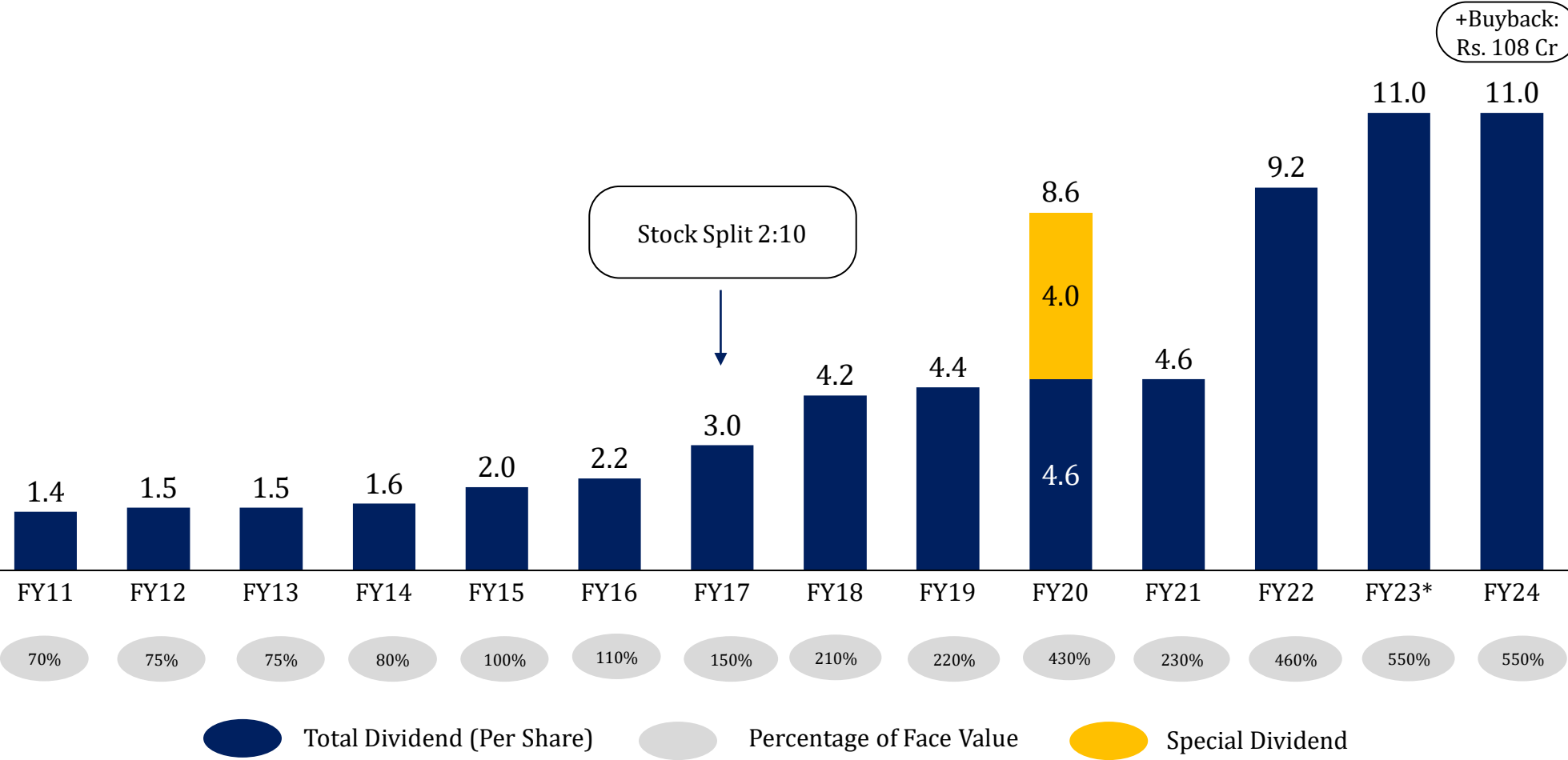
## VALUE CREATION FOR SHAREHOLDERS

Robust shareholder returns over the last 10 years

Value creation through stock split in FY17 during which dividend of ₹ 15 (150%) was paid

Dividend paid consistently since listing

Completed Buyback worth ₹ 108 crore



\* Adjusted for Split prior to FY17

## Well Recognized Brand

Well recognised brand- **“Coming home to Siyaram”** is a well-known tagline in all Indian households

1

## Debt to Equity

Debt to Equity of 0.17x with asset light strategy for future expansion

2

## Asset Light Model

Asset-light approach for manufacturing & distribution to enhance ROCE

3

## Right Portfolio Mix

Well balance range of products, catering to both affordable and luxury segments of consumers

4

## Distribution Network

Targeting the sizeable unorganized, fragmented and under-penetrated market through powerful distribution & franchisee network

5

## Branded Blended Fabric

Top player in Branded Polyviscose market in India

6

## Stakeholder Returns

Consistently delivered balanced growth & sustainable value to its various stakeholders despite strong competition

7

**THANK YOU**



**Company :**

***Siyaram's***

**Siyaram Silk Mills Limited**

[www.siyaram.com](http://www.siyaram.com)

**Mr. Surendra Shetty**

Chief Financial Officer

[Surendra.shetty@siyaram.com](mailto:Surendra.shetty@siyaram.com)

**Investor Relations Advisors :**



**Orient Capital (a division of Link Group)**

**Mr. Nikunj Jain**

+91 9769060608

[nikunj.jain@linkintime.co.in](mailto:nikunj.jain@linkintime.co.in)

**Mr. Amar Yardi**

+91 7045121239

[amar.yardi@linkintime.co.in](mailto:amar.yardi@linkintime.co.in)