



Siyaram's

Investor Presentation | Q2 FY25

This presentation and the accompanying slides (the “Presentation”), which have been prepared by Siyaram Silk Mills Limited (the “Company”), have been prepared solely for information purposes and do not constitute any offer, recommendation or invitation to purchase or subscribe for any securities, and shall not form the basis or be relied on in connection with any contract or binding commitment whatsoever. No offering of securities of the Company will be made except by means of a statutory offering document containing detailed information about the Company.

This Presentation has been prepared by the Company based on information and data which the Company considers reliable, but the Company makes no representation or warranty, express or implied, whatsoever, and no reliance shall be placed on the truth, accuracy, completeness, fairness and reasonableness of the contents of this Presentation. This Presentation may not be all inclusive and may not contain all of the information that you may consider material. Any liability in respect of the contents of, or any omission from, this Presentation is expressly excluded.

Certain matters discussed in this Presentation may contain statements regarding the Company’s market opportunity and business prospects that are individually and collectively forward-looking statements. Such forward-looking statements are not guarantees of future performance and are subject to known and unknown risks, uncertainties and assumptions that are difficult to predict. These risks and uncertainties include, but are not limited to, the performance of the Indian economy and of the economies of various international markets, the performance of the industry in India and world-wide, competition, the Company’s ability to successfully implement its strategy, the Company's future levels of growth and expansion, technological implementation, changes and advancements, changes in revenue, income or cashflows, the Company's market preferences and its exposure to market risks, as well as other risks. The Company's actual results, levels of activity, performance or achievements could differ materially and adversely from results expressed in or implied by this Presentation. The Company assumes no obligation to update any forward-looking information contained in this Presentation. Any forward-looking statements and projections made by third parties included in this Presentation are not adopted by the Company and the Company is not responsible for such third-party statements and projections.

All Maps used in the Presentation are not to scale. All data, information and maps are provided "as is" without warranty or any representation of accuracy, timeliness or completeness.

- 01 Q2 FY25 Performance
- 02 Strategic Retail Expansion
- 03 Our Legacy Business
- 04 Our Organization
- 05 Our Strategic Priorities
- 06 Our Financial Performance
- 07 Rewarding Shareholders



Siyaram's



Q2 FY25 Performance



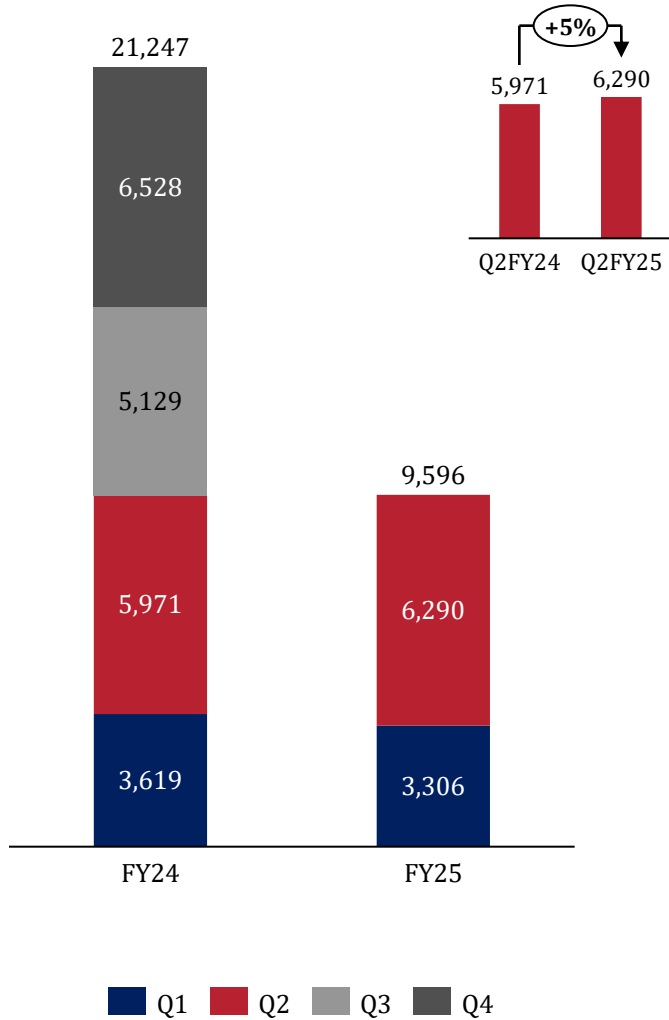
Mr. Gaurav Poddar,
President & Executive Director

- In Q2 FY25, domestic demand has gained momentum as we enter the festive season, supported by the destocking of supplier inventories and increased discretionary spending by consumers.
- To capitalize on the growing demand, we are expanding our footprint with approx. 30 new fast fashion and ethnic retail outlets by March 2025 of which 12 will be opened by December 2024. The fast fashion outlets, branded ZECODE, will feature the latest collections targeting urban shoppers seeking trendy, affordable apparel. Our ethnic clothing outlets, branded DEVO, will showcase an extensive range of clothing that caters to the country's rich cultural heritage and style preferences.
- Our financial performance for the quarter shows improvement, with total income at ₹629 crores, compared to ₹597 crores in Q2 FY24. Our revenue mix for Q2 FY25 comprised of Fabric at 80%, Garments at 15%, and Yarn & Others at 5%. We are pleased to report an EBITDA of ₹110 crores, with an EBITDA margin of 17.5%. Additionally, our Profit After Tax (PAT) for the quarter reached ₹68 crores, with a PAT margin of 10.9%.
- Looking ahead, we are confident that the remainder of the fiscal year will be strong, driven by increasing consumer demand and favourable market conditions, setting the stage for continued growth and success.

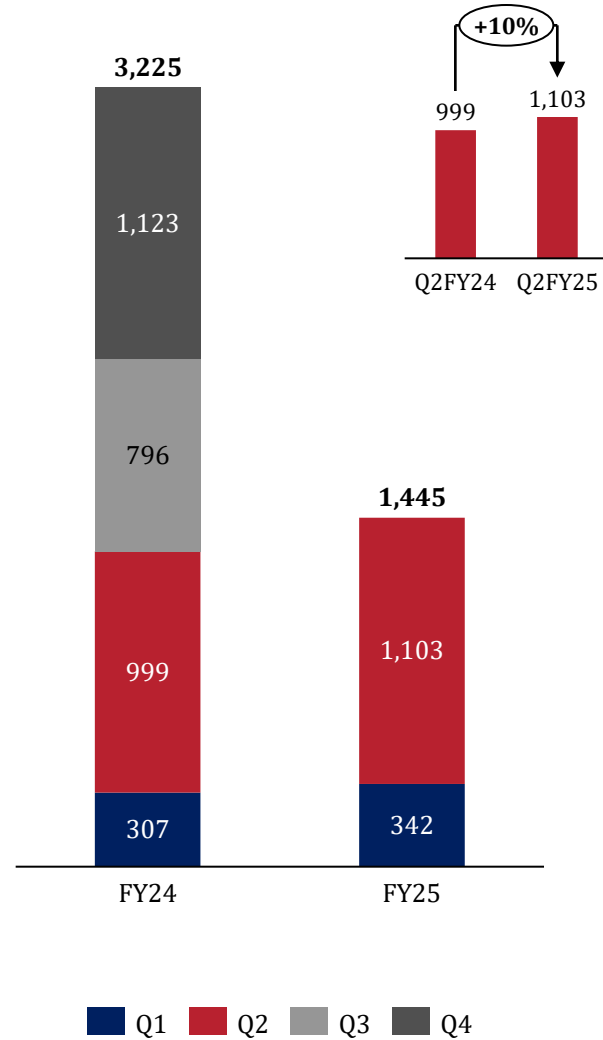
Quarterly Business Performance

(₹ in Mn)

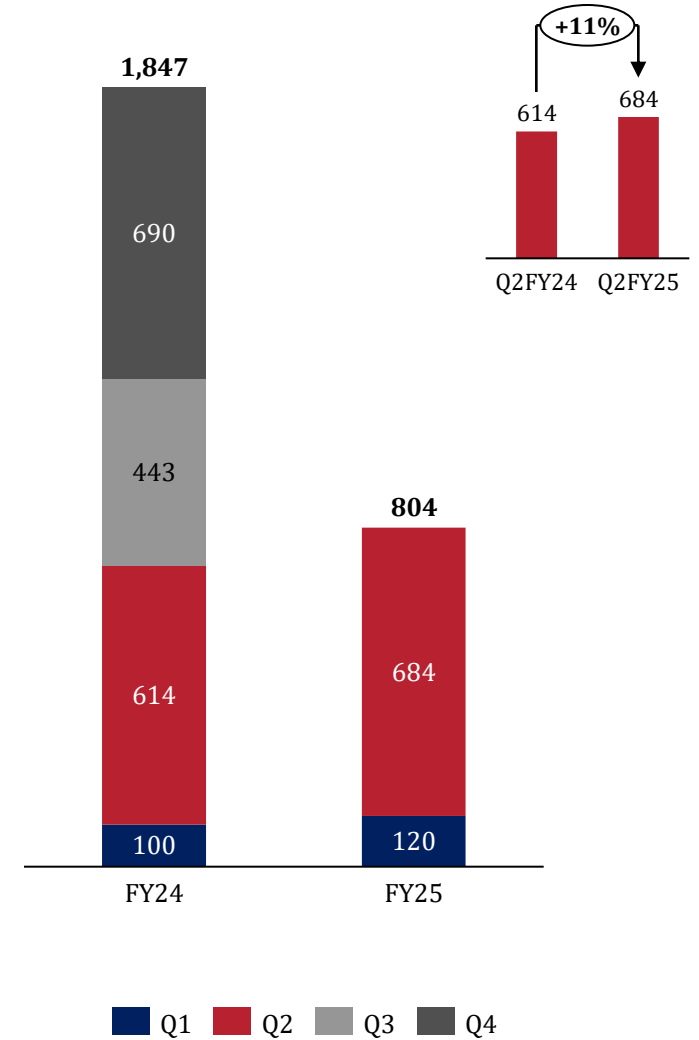
Total Income



EBITDA



Net Profit After Tax



Note: Rounded off to the nearest whole number

Q2 & H1 FY25 Profit & Loss Statement

Particulars (₹ in Mn)	Q2 FY25	Q2 FY24	Y-o-Y	H1 FY25	H1 FY24	Y-o-Y
Revenue from Operations	6,076	5,852		9,141	9,390	
Other Income	214	119		455	200	
Total Income	6,290	5,971	5.3%	9,596	9,590	0.1%
Cost Of Goods Sold	3573	3378		5212	5365	
Employee Expenses	483	444		885	844	
Other Expenses	1131	1150		2054	2076	
EBITDA	1,103	999	10.4%	1,445	1,305	10.8%
EBITDA Margin (%)	17.5%	16.7%		15.1%	13.6%	
Depreciation	138	137		276	271	
EBIT	965	862	11.9%	1,169	1,034	13.0%
EBIT Margin (%)	15.3%	14.4%		12.2%	10.8%	
Finance Cost	57	55		102	95	
Profit before Tax	908	807	12.5%	1,067	939	13.6%
Profit before Tax(%)	14.4%	13.5%		11.1%	9.8%	
Tax	224	193		263	225	
Profit After Tax	684	614	11.3%	804	714	12.6%
PAT Margin (%)	10.9%	10.3%		8.4%	7.4%	
EPS (As per Profit after Tax)	15.1	13.1		17.7	15.2	

Balance Sheet

Equity & Liabilities (₹ in Mn)	Sep'24	Sep'23
Equity		
Equity Share Capital	91	94
Other Equity	11941	11841
Total Equity	12,032	11,935
Non-Current Liabilities		
Financial Liabilities:		
i. Borrowing	400	92
ii. Lease Liabilities	31	87
iii. Other Financial Liabilities	390	410
Provisions	102	113
Other Non-Current Liabilities	56	37
Deferred Tax Liabilities	142	94
Total Non-Current Liabilities	1,121	833
Current Liabilities		
Financial Liabilities:		
i. Borrowings	2140	1909
ii. Lease Liabilities	31	32
iii. Trade Payables	1930	1894
iv. Other Financial Liabilities	30	29
Other Current Liabilities	667	577
Provisions	50	43
Total Current Liabilities	4,848	4,484
Total Equity & Liabilities	18,001	17,252

Assets (₹ in Mn)	Sep'24	Sep'23
Non-Current Assets		
Property, plant and equipment	4624	4428
Capital Work-in-Progress	613	97
Other Intangible Assets	4	4
Investment Property	125	130
Right Of Use Assets	51	105
Investment in Subsidiaries	109	109
Financial Assets:		0
i. Investments	41	180
ii. Loans	39	63
iii. Other	127	106
Other non-current assets	254	230
Total Non-Current Assets	5,987	5,452
Current Assets		
Inventories	4604	4508
Financial Assets:		
i. Current Investments	1176	1028
ii. Trade Receivable	4856	4452
iii. Cash and Cash Equivalents	51	310
iv. Bank balances other than above	14	11
v. Loans	31	23
vi. Other Financial Assets	4	2
Other Current assets	1070	1121
Current Tax Assets (Net)	208	345
Total Current Assets	12,014	11,800
Total Assets	18,001	17,252

Cash Flow Statement

Particulars (₹ in Mn)	Sep'24	Sep'23
Cash Flow from Operating Activities		
Profit before Tax	1,067	939
Adjustment for Non-Operating Items	-27	216
Operating Profit before Working Capital Changes	1,040	1,155
Changes in Working Capital	248	-590
Cash Generated from Operations	1,288	565
Less: Direct Taxes paid	-254	-360
Net Cash from Operating Activities	1,034	205
Cash Flow from Investing Activities	-1,625	-133
Cash Flow from Financing Activities	585	203
Net increase/ (decrease) in Cash & Cash equivalent	-6	275
Add: Cash and cash equivalents as at the beginning of the period	57	35
Cash and cash equivalents as at the end of the period	51	310

Siyaram's



Strategic Retail Expansion



Store Format

Company Owned
Company Operated



Store size

2000-4000 sq.ft



No. of stores

~10 by Mar '25



Price Positioning

Mid - Premium



Targeted Geography

North India



Investment per store

Rs. 1 Cr. to Rs. 1.5 Crs.




Target Customer

Men's Wear

A Glimpse of DEVO

Siyaram's





Store Format

Company Owned
Company Operated



Store size

4000-6000 sq.ft &
8000-10000 sq.ft



No. of stores

~20 by Mar '25



Price Positioning

Upto price point of Rs. 999



Targeted Geography

South India



Investment per store

Rs. 1 Cr. to Rs. 1.5 Crs.



Target Customer

Gen Z

A Glimpse of ZECODE

Siyaram's



ZECODE SAMBRAM




ZECODE INDIRANAGAR



ZECODE HESARGATTA





PHOTOS: HTS

प्रीमियम एथनिक वियर कैटेगरी में सियाराम्स का नया ब्रैंड देवो लॉन्च



हर उपभोक्ता के दिलों पर राज करने वाले टेक्सटाइल के प्रतिष्ठित ब्रैंड सियाराम्स ने 24 अक्टूबर, 2024 को दिल्ली के लाजपत नगर में अपने पहले रिटेल स्टोर की घोषणा के साथ ही प्रीमियम एथनिक वियर ब्रैंड देवो को लॉन्च किया। देवो भारतीय संस्कृति के गहरे आधुनिक फैशन को संजोकर बनाया गया ब्रैंड है, जो हर आयु, वर्ग के उपभोक्ताओं के लिए एथनिक रेज में बेचमकें साबित होगा। सियाराम्स के कार्यकारी निदेशक श्री गौरव पौडर ने लोकप्रिय वॉल्यूट सिलेब्रिटी एंड अभिनेता श्री रमेश पौडर, डायरेक्टर श्री अशोक जलान, बिजनेस हेड श्री विकास मल्होत्रा, ए. वी. पी. मार्केटिंग श्री प्रशांत अवस्थी और प्रोसेक्ट लीड श्री शान शंकराव को उपास्थिति में देवो स्टोर का उद्घाटन किया। इस ब्रैंड के अग्रणी कंपनी द्वारा शेरवानी, इंडो वेस्टर्न, जोधपुरी से लेकर कुली-पायजामा, टक्कीडो के साथ-साथ पूर्ण एक्सप्रेसीज के कलेक्शन तैयार किए गए हैं, जो भारतीय पहनावे को दर्शाता है। इसके सभी कलेक्शन कार्नाट सुंदरता लिए हुए हैं, जो हर विशेष अवसर के लिए तैयार किए गए हैं।

दिल्ली के लाजपत नगर में पहले स्टोर के साथ देवो पूरे भारत में अपने रिटेल स्टोर्स का विस्तार करेगा, जिससे पूरे देश में इसके बेहतरीन कलेक्शन को पहुंच होगा। देवो का प्रत्येक कलेक्शन इस बात को साबित करेगा कि यह केवल भारत में निर्मित ही नहीं बल्कि हर भारतीय को आत्मता को भी संजोकर तैयार किया गया है।



परिधान हमारी परंपराओं को जोड़े रखता है, जो सियाराम्स को उत्कृष्टता को फेशन को ओर ले जाता है। वॉल्यूट अभिनेता रमेश सिंह ने कहा कि मैं देवो की लॉन्चिंग का हिस्सा बनने के लिए उत्साहित हूँ एवं एथनिक वियर को इस विशेष रेज का इंतजार कर रहा था, जो किसी भी अवसर विशेष के लिए एकदम सही है।

DEVO: The ultimate destination for men's ethnic wear

Siyaram's proudly announces the launch of DEVO, a premium men's ethnic occasion wear brand, with its first flagship store opening in Lajpat Nagar, Delhi recently. The brand blends India's rich cultural essence into modern fashion under the unique concept of Made of India, setting a new benchmark in men's ethnic fashion. Gaurav Poddar, Executive Director of Siyaram's, inaugurated the flagship store in the presence of actor Sunny Singh, Ashok Jalan, Director; Vikas Malhotra, Business Head; Prashant Awasthi, AVP Marketing at Siyaram's and Gyan Srivastava, DEVO Project Lead. From regal sherwanis and versatile Indo-Western outfits to jodhpuris, contemporary kurta-pyjamas, elegant tuxedos, and



Managing Director of Siyaram's, expressed, "DEVO proudly represents the sophistication, craftsmanship, and cultural richness that define India. Each outfit beautifully intertwines tradition with modernity, furthering Siyaram's legacy of excellence into an exciting new realm of fashion." Bollywood actor Sunny Singh added, "I'm thrilled to be part of DEVO's launch. As a connoisseur of ethnic wear, I eagerly anticipate its exclusive range, perfect for every occasion." Beyond its Lajpat Nagar store, DEVO will be expanding its retail stores across the country, offering pan-India access to its exquisite collection. Every DEVO creation exemplifies that true luxury isn't just Made in India – but it's Made of India's timeless soul. Ramesh Poddar, Chairman and

A Siyaram's Initiative complementing accessories. DEVO's collection masterfully blends traditional craftsmanship with modern aesthetics. Each ensemble embodies the essence of India, offering a one-stop atelier for every special occasion, perfectly suited to the style of today's global Indian gentleman.



Siyaram's introduces value retail brand Zecode



Exclusives • Apparel & Fashion • 2 Min Read

Siyaram's invests Rs 40 crore to introduce next-gen value retail brand Zecode to capture the rising demand

By this fiscal end, the brand plans to open 25 stores of Zecode in and around Karnataka. It will be opening its stores in two different formats - one ranging between 4,000 - 6,000 sq.ft and the other ranging from 7,000 - 9,000 sq.ft.

Charu Lamba • ETRetail
updated On Oct 25, 2024 at 09:34 AM IST



Textile major Siyaram's has invested Rs 40 crore to foray into the value retail segment with its new brand Zecode. The new brand targeting Gen-Z consumers aims to take the share of the burgeoning value retail segment in India, Jayakar Shettigar, CEO of Zecode, and Gaurav Poddar, ED of Siyaram's told ETRetail.

With its new brand Zecode, textile giant Siyaram's has invested Rs 40 crore to enter the value retail market. According to Gaurav Poddar, ED of Siyaram's, and Jayakar Shettigar, CEO of Zecode, the new brand, which targets Gen-Z customers, wants to capture market share in India's growing value retail sector.

Siyaram's

SHIRT & JACKET



Our Legacy Business



From 1978 till today, through our fabrics and brands, we have carved a niche in the hearts and minds of millions.

Amongst India's most renowned brands and marketers of fabrics, readymade garments, and other textiles products.

Strong brands & sub-brands like Siyaram, Mistair, J. Hampstead, CADINI, Oxemberg and many more

Operates franchises, retail stores and online platform presence, which offer menswear fashion fabrics, apparel, and accessories

An ISO 14001:2008, 45,001: certified company, with integrated state-of-the-art manufacturing plants across Tarapur, Daman, Amravati and Silvassa

A distribution ecosystem with brands focusing on all the segments of the market

Today, when we say, "**Come home to...**", the world says... **Siyaram's**



Manufacturing

1978-1987

- Established in 1978
- Went Public in 1980
- Setup capacity for manufacturing & weaving and processing at Tarapur



Business Expansion

1991-2009

- Started brand promotion exercise for brand Siyaram with the tagline **“Coming Home to Siyaram’s”**
- Introduced Oxemberg to venture into readymade garments
- Launched J. Hampstead to market with 100% pure worsted suiting fabrics
- Started & expanded the weaving capacity at Silvassa
- Launched Mistair, a fashion brand



Brand Creation

2013-2020

- Siyaram's voted as the most trusted brand by Economic Times and Nielsen Media Research
- Acquired the Italian Brand Cadini
- Set up indigo rope dyeing unit at Amravati
- Launched Siyaram's Mozzo - A casual Apparel Brand
- Set Guinness World Record for online Textile Mahakumbh



Innovation & Asset Light Model

2021-2024

- Launched DEN - KNIT Knitted Denim fabric brand
- Launched Siyaram's Exclusive Knit Wear Brand - Tessio
- Launched range of Bamboo blended shirting fabric brand under sub brands EVITA & BREEZY
- Launched Ethnic wear fabric brand Ethnair



We serve multiple end markets..



800+

Distributors spread across pin codes

~100 Mn Meters

Fabric Sold in FY24

245+

Stores Across Nation

~1.85L sqft

Retail Space

~4.5 Mn pieces

Apparels Sold in FY24

Distributors | MBO's | Institutions

Online Marketplace | Exclusive Shops

5 Mn and counting...

Customers Served



FABRICS



GARMENTS



...through serving Different Customer Needs

Siyaram's



Siyaram's



J. HAMPSTEAD
WORLD'S FINEST FABRIC & APPAREL
A DIFFERENT LEAGUE



OXEMBERG



CADINI
ITALY



MiSTAR
THE FINEST IN FASHION
A Siyaram's Initiative



Siyaram's
MOZZO



Siyaram's
ROYALÉ LINEN
premium linen fabric



Siyaram's
BAMBOO FABRIC


...through our Innovative Offerings



**BLENDED BAMBOO
FABRIC**



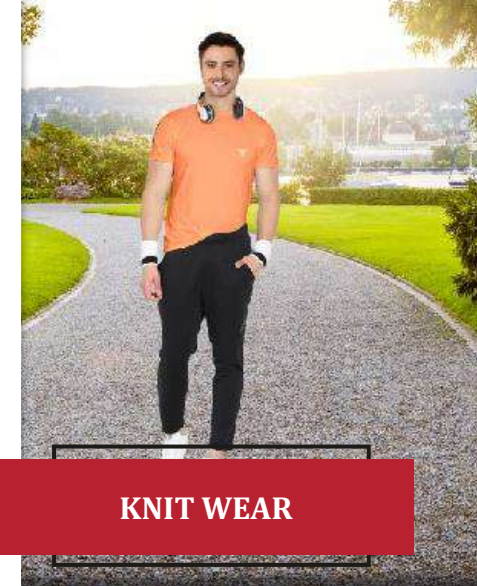
**TERRY RAYON SUITING
FABRIC**



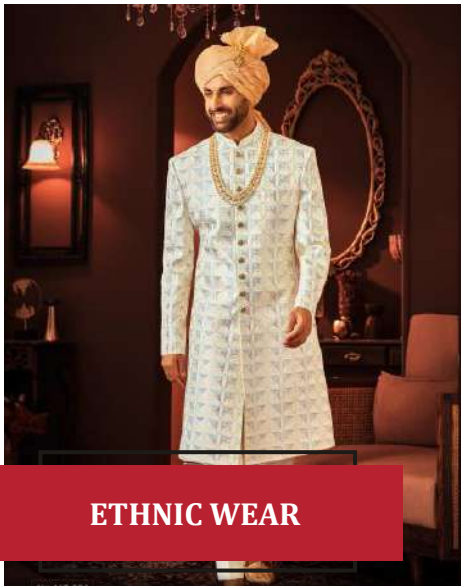
KNIT INDIGO



JET BLACK COLLECTION



KNIT WEAR





ETHNIC WEAR



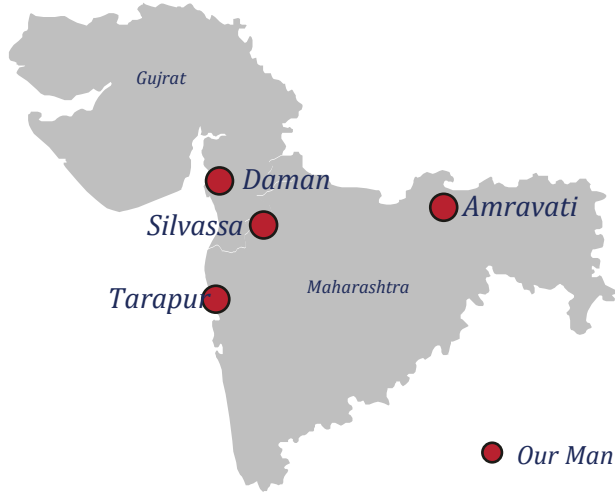
STRETCH COLLECTION

The urge to innovate, the quest for artisanal fabrics, and the transmission of exceptional know-how have enabled the creation of world-class bamboo cotton fabric clothing in India to stand the test of time and forge the uniqueness of Siyaram's

...through Brand Ambassadors



...endorsing our Brands over the years



"An optimum mix of In-house and Outsourcing makes it a scalable and Asset-light model"



Warping section hosts Bromas (Robotic), Karl Mayer and Benninger (Switzerland)



SOLAR PANELS IN ALL 4 PLANTS

50L

Units of Solar Power Generated every year

6

Across All Plants

Green Energy Initiatives at Manufacturing Locations



Weaving technology like Rapier: Picanol (Belgium), Airjat: Toyota (Japan)



As we offer stylish and comfortable products, we also prioritize the safety of our customers. We ensure safety and unparalleled quality by using eco-friendly chemicals in all our fabrics and subjecting them to rigorous quality checks at every stage

In-house Design Studio

Every dream is distinct, and we ensure that our teams, the creative vision, materials, and craftsmen all work together to create a unique translation. We uphold the highest standards for materials, perfect lines, and meticulous attention to detail

Our in-house Design Studio comprises textile designers who have honed their skills through years of practice and work tirelessly to create designs that are both beautiful and comfortable

Moreover, our R&D department combines innovative textiles with the contemporary needs of today's man

WOOL BLENDS

100% COTTON

BLENDED BAMBOO
FABRIC

TERRY RAYON

COTTON BLENDS

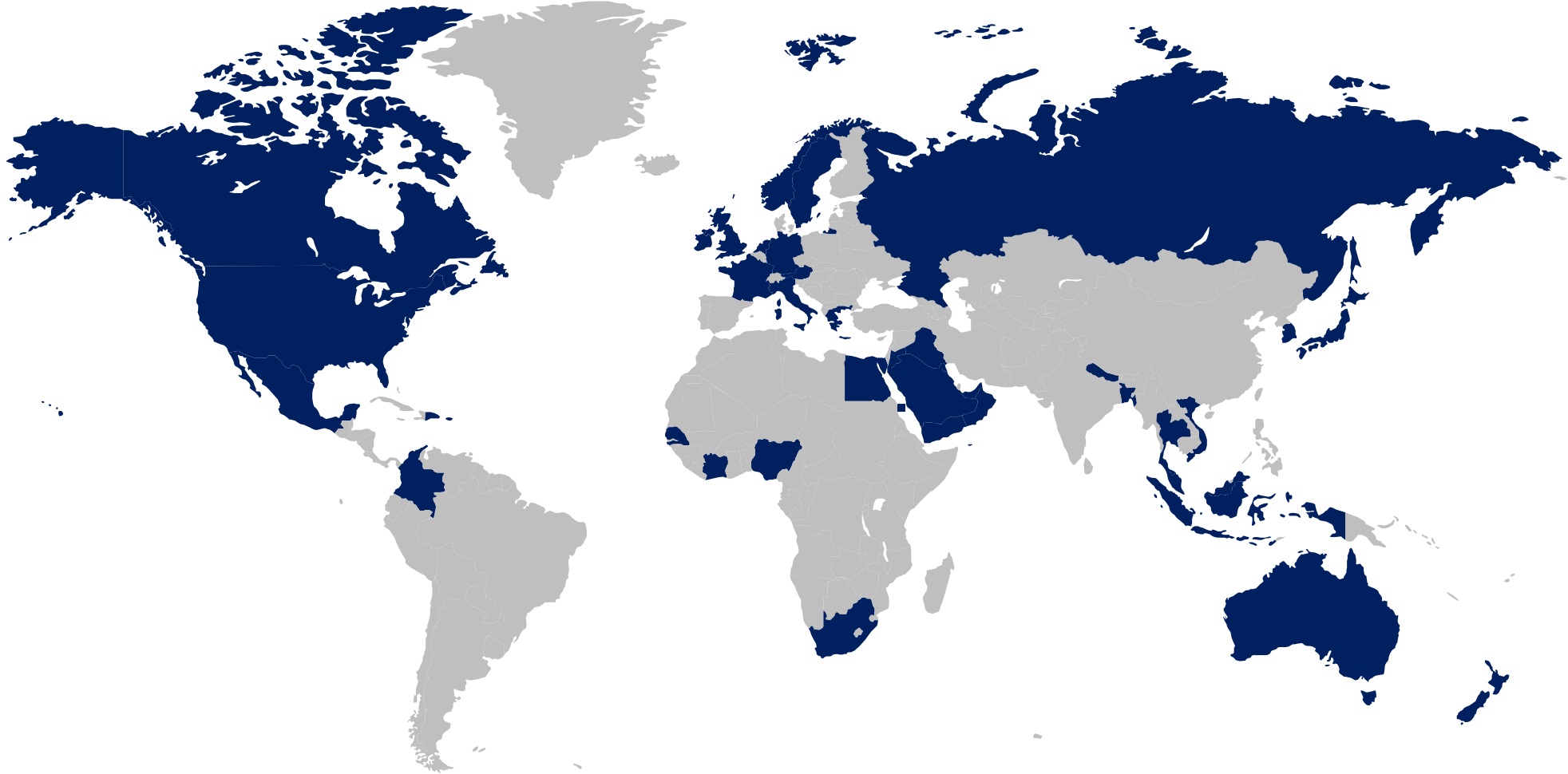
100% LINEN & LINEN
BLENDS

Export Regions

- ✓ Australia
- ✓ Bahrain
- ✓ Bangladesh
- ✓ Canada
- ✓ Colombia
- ✓ Dubai
- ✓ Egypt
- ✓ Germany
- ✓ Hong Kong
- ✓ Indonesia
- ✓ Japan
- ✓ Jordan
- ✓ Kuwait
- ✓ Malaysia
- ✓ Mexico
- ✓ Nepal
- ✓ New Zealand
- ✓ Oman
- ✓ Qatar
- ✓ Saudi Arabia
- ✓ South Korea
- ✓ Thailand
- ✓ UAE
- ✓ UK
- ✓ USA
- ✓ Vietnam
- ✓ West Indies
- ✓ Yemen

Cadini Sales Regions

- ✓ Austria
- ✓ Belgium
- ✓ Canada
- ✓ Cote d'Ivoire
- ✓ Egypt
- ✓ France
- ✓ Great Britain
- ✓ Greece
- ✓ Iraq
- ✓ Ireland
- ✓ Italy
- ✓ Nigeria
- ✓ Norway
- ✓ Puerto Rico
- ✓ Russia
- ✓ Senegal
- ✓ Hong Kong
- ✓ South Africa
- ✓ Sweden
- ✓ USA





Our Organization

VISION

To be the preferred partner to every stakeholder in the textile and fashion industry by delivering high quality fabrics, implementing design-driven innovation, building trust, creating unsurpassed value and delighting customers time and again

MISSION

To provide quality products and to be a name, synonymous with high fashion in India and across the globe

VALUES



Core Values

Passion

Integrity

Team Spirit

Humility

Excellence



SHRI. RAMESH PODDAR
Chairman & Managing Director

Mr Ramesh Poddar is a stalwart of textile industry having rich experience of over 4 decades. He has been instrumental in creating brand Siyaram's. His futuristic vision made Siyaram's a brand that exudes dynamism, quality and innovation. He led the company to build comprehensive product portfolio of suitings, shirtings and garments. Mr Poddar is a member of various charitable trusts, offering services in many sectors. He was also a member of Textile committee to the Government of India and has represented the industry through key trade forums & associations. People in industry regard him as mentor because of his vast experience & knowledge and seek his help in solving complex business challenges. Under his leadership, today Siyaram's has become one of the most trustworthy and household names in India.



SHRI. PAWAN PODDAR
Joint Managing Director

Mr Pawan Poddar's vision from the beginning was to make Siyaram's a truly state-of-the art manufacturing organisation. His efforts stood the test of time and today Siyaram's manufacturing plants are considered the best in the industry.

Mr Poddar is also a well-known social figure who participates in various causes and activities supported by trade associations and industrial bodies such as FAITMA, BTRA and TIMA to make a difference in the industry.



SHRI. SHRIKISHAN PODDAR
Executive Director

Mr Shrikishan Poddar established the Exports Division in Siyaram's to tap into global markets. With his intuition and relentless innovation, Siyaram's expanded to the USA, Europe, Australia, Far East, Gulf and Sri Lanka.

He launched Siyaram's home furnishings, offering fashionable curtains and upholstery fabrics.

With his unending quest he made Siyaram's a prominent force in International markets



SHRI. GAURAV PODDAR
President & Executive Director

Mr Gaurav Poddar is a new age leader whose dynamic and high energy persona always guides teams to excel in business.

He is involved in strategic planning for the group and new business initiatives especially in garments and retail businesses.

He has also contributed significantly across functions such as manufacturing, product development and technology upgradation.

Mr Poddar inherited his family's business acumen and combined it with a modern outlook making him a role model for young and budding entrepreneurs



SHRI. ASHOK M. JALAN
Senior President cum Director

Shri Ashok Jalan is an experienced executive director with expertise in business operations and administration. He brings valuable insights and strategic leadership to the organisation, which he joined in 1981 and has, since, steered its growth by managing cross-functional teams, developing effective strategies, and implementing efficient processes to achieve organisational goals. He effectively manages financial and human resources, and makes data driven decisions to drive the Company's profitability. He holds a Bachelor of Commerce degree.



**SHRI. SACHINDRA N.
CHATURVEDI**

He is a Fellow member of the ICAI, a bachelors' degree with honors in Technology and holds a master's degree in business administration. He has over 32 years of experience as a Practicing Chartered Accountant, and he is a member of Bombay Chartered Accountants' society and Tax Consultants Association. He has expertise in the areas of Audit, Taxation, Project / Corporate Finance, Investment Banking, M&As, Corporate Laws, DD exercises, Valuation, Restructuring & Rehabilitation and Strategic Business Planning. He has varied experience of auditing BFSI, PSU and many large companies. He also has valuable experience in monitoring / inspection / investigating / companies at the behest of banks / FIs / IT authorities / High Courts/ NCLT/ as well as inspection of books and records of MFs/ SE brokers/ plantation companies on behalf of SEBI.



**SHRI. CHETAN S.
THAKKAR**

He is a Graduate and has done his LLB from Shivaji University Kolhapur and LLM from Bombay University. He thereafter qualified as a Solicitor from Bombay and has since been associated with Kanga & Co., as an Associate and then as a partner from 2006 onwards. He is in practice for over 19 years and has vast experience in matters relating to capital markets including IPO, Rights Issues, QIPs, FCCB offerings foreign collaborations, Mergers & Acquisitions, private equity investments, corporate laws, banking, loan syndication, ECBS FDI, franchising, insurance matters and intellectual property matters.



**SHRI. DEEPAK R.
SHAH**

He is a Graduate and a Fellow member of the ICAI with 30 years of experience in the field of Direct and Indirect Tax. He was the Chairman of All India Federation of Tax Practitioners Western Zone for 2018 and 2019 and also the Chairman of Indirect Taxation Committee of Bombay Chartered Accountants' Society. He has served as President of Bombay Chartered Accountants' Society in the year 2012-13. He also served as an Editor of BCA Referencer for 12 years till 2012. He has expertise in the field of Audit, Company Law and Taxation (Direct and Indirect)



**SMT. MANGALA R.
PRABHU**

She is a Postgraduate in Commerce, a Law Graduate as well as CAIIB. She has 41 years of experience in the Banking Sector with cross multiple roles spanning across corporate credit, foreign exchange, HR and branch banking. Presently working as a Financial Consultant imparting Corporate Financial Advisory Services in Mid/ Large Corporate Clients.



**DR. ASHOK N.
DESAI**

He holds a Ph. D (Tech) in Textile Technology and is a Fellow of Institute of Engineers, India. He joined Bombay Textile Research Association (BTRA) in 1980. In July 2000 he took over as Director of BTRA and he initiated many activities towards self-sufficiency and finance discipline as well as gave a new direction to BTRA. He is a Scientist member of the Governing Council of SITRA. He is also the Chairman of TX30 and TX33 of the Bureau of Indian Standards and is Chairman of Textile Division Council of Bureau of Indian Standards. He has gained expertise in the fields of Spinning Technology, Microbiology, E-beam Radiation of Textiles, Plasma Processing applications to Textiles and other related fields.




Guinness World Records for creating World's most viewed livestream



Ranked amongst Top 100 Franchise Opportunities



Awarded as India's Most Attractive Brands by Trust Research Advisory



Awarded as Most Trusted Brand by ET & Nielsen Media Research



Awarded as The Next 500 by Fortune India



Felicitated as Iconic Brands of India by ET

Our Advertising & Marketing Initiatives

Siyaram's





Blind Cricket Tournament 2024, Mumbai



Conducted Tailoring Workshops across 8 states



Yoga Day Campaign, Mumbai



Contributed for construction of 2 out of 4 floors for Apna Ghar Ashram



World Environment Day, Tarapur

MIYAWAKI FOREST
At J-177 Plant

Developed & Maintained by
Siyaram's

More than 1,700 indigenous trees are expected to absorb around 41,500 Kgs. of Co₂ Per annum*

Nurturing Nature, Building Future

Developed & Maintained by
Siyaram's

Leading the charge towards a greener future, Siyaram's is embarking on the development of an urban forest surrounding our plant. Employing the innovative Miyawaki method, we endeavor to achieve rapid green growth, leading to enriched soil and forest biodiversity. Prioritizing carbon sequestration, lowering air pollution, reducing artificially elevated temperatures within cities, and preserving the water table, our goal is an eco-conscious, healthier future for all.

This initiative promises societal and environmental benefits, including revitalizing landscapes, fortifying ecosystems, and ensuring a sustainable habitat for future generations. Siyaram's upholds its commitment to harmonizing industry with nature and nurturing a thriving ecosystem for all.

Seedlings are densely planted, 2.5 trees per square meter, randomly mixed with diverse native trees and indigenous vegetation.

Approximately after 3 years, the best-adapted seedlings thrive through natural selection.

More than 1,700 indigenous trees are expected to absorb around 41,500 Kgs. of Co₂ Per annum*

Siyaram's



Our Strategic Priorities

01 | Strengthen Distribution Network

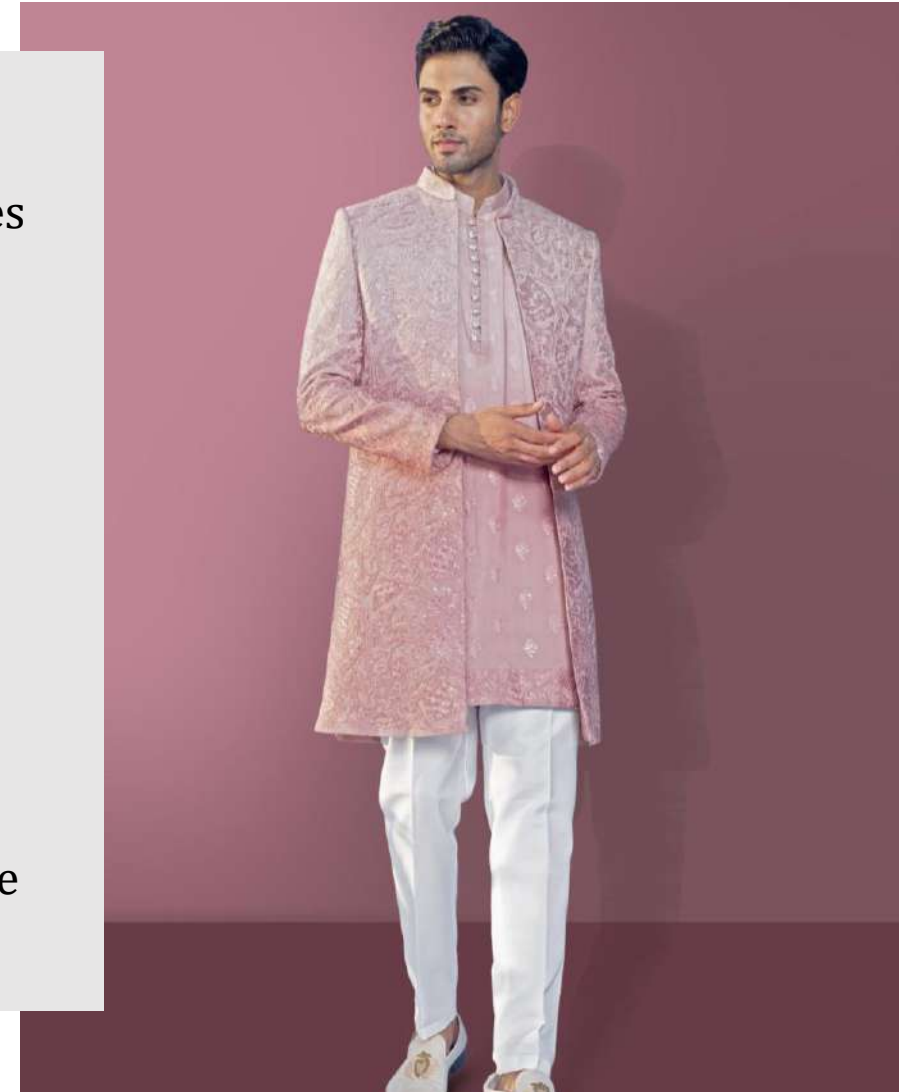
02 | Manufacturing through Outsourcing Partners

03 | Leverage Brand Siyaram's

04 | Expand Retail Network through Exclusive Stores

05 | Focus on Innovation & Quality Experience

06 | Promote Tailoring in the Community



Franchise Model : Win-win Proposition

Partnering with Siyaram's shop will provide a lucrative & sustainable business model and unmatched growth opportunities

FRANCHISE

BRAND'S LEGACY



Of over 4 decades

WARDROBE SOLUTION



Fashioning Modern Man

MULTIPLE BRANDS



Under One Roof

WIDE TARGET AUDIENCE



Right from 18 years to 60+ men

TAILOR FIT



Customized Services

LOYALTY PROGRAM



Base of 2.17 lac members

PAYBACK PERIOD



~3 years

READY CUSTOMER BASE



Higher Footfall

COMPANY

HIGHER MARKET SHARE

INCREASED REACH

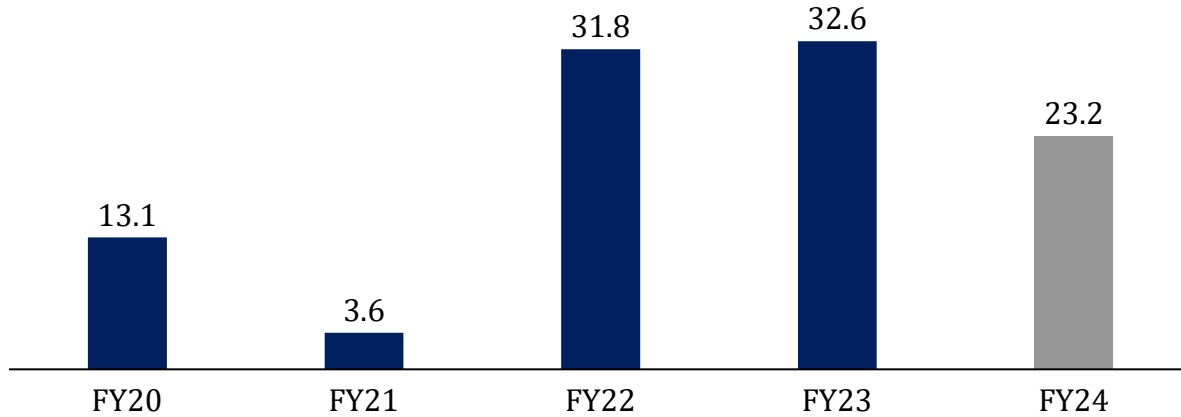
HIGHER ROCE

LOWER DEBT

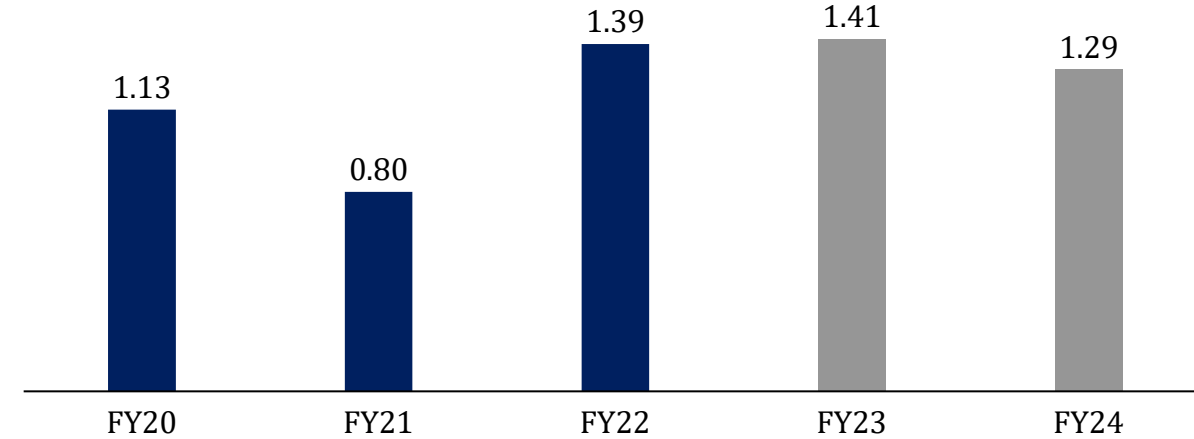
FASTER GROWTH

Return on Capital Employed %

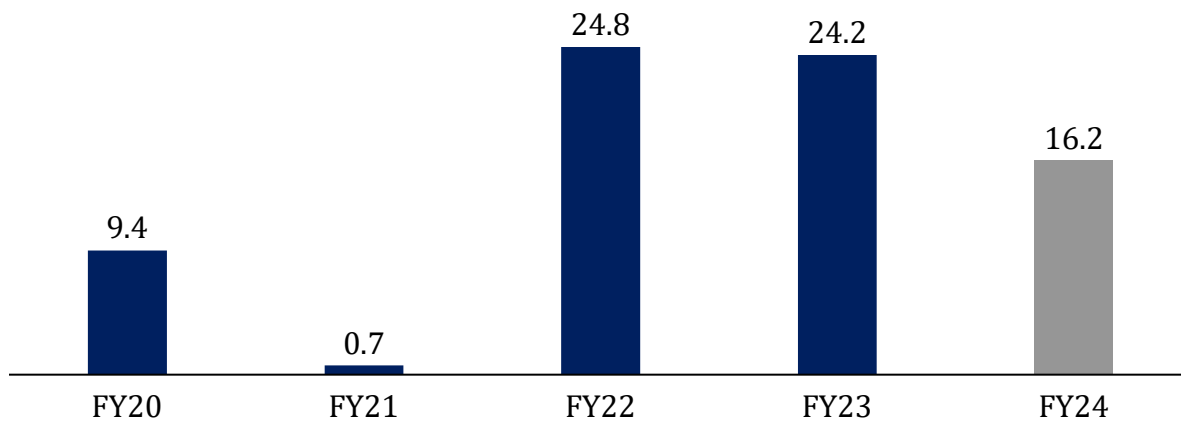
* Adjusted for cash & Investments



Asset Turnover ratio (x)

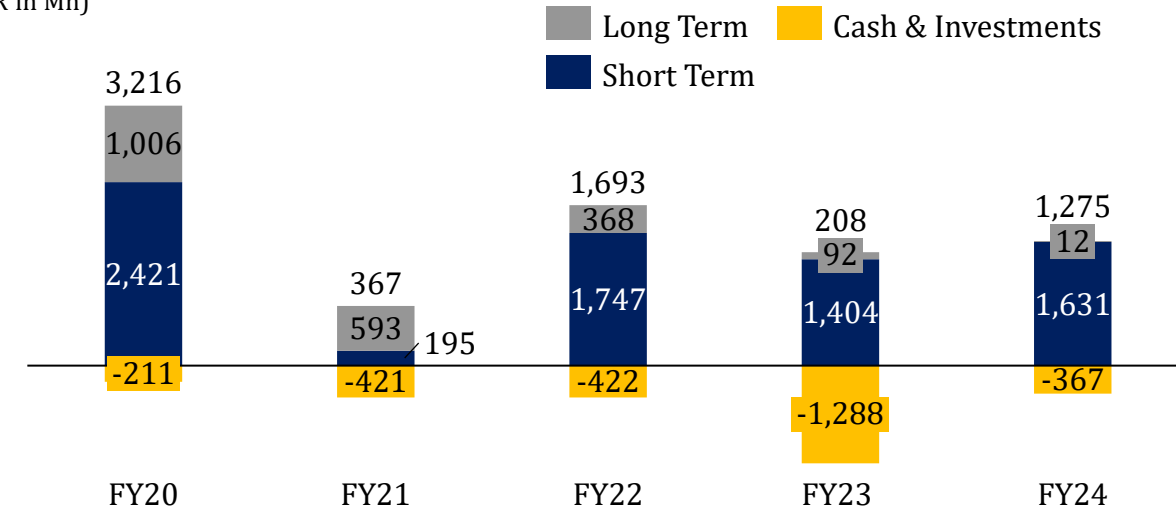


Return on Equity %



Net Debt Calculation

(₹ in Mn)



*FY21 was impacted by Covid related disruptions

Enhance the consumer experience

We survey customers regularly to adjust our products based on behavior and innovate with new designs, striving to be at the top of customer preferences in a competitive fashion industry

Rationalising the Product Mix

We have reduced SKUs and focused on fast-moving products and preferred designs to avoid inventory blockage, leading to enhanced profitability and receivables



New Marketing Approach

Our traditional marketing strategy garnered positive results in the domestic market, developing a vast network and penetrating tier-I, tier-II and tier-III cities. Now, it aims to attract online shoppers by targeting the digital space.



Redefining the sales strategy

We shifted from consignment sales to net sales to de-risk sales and collection cycle, eliminating provisions for returns and replacements and avoiding blocked working capital. This strategy also saves management bandwidth and provides a clear picture of demand



Accelerating Digital Adoption

We embrace digitalization in our day-to-day operations to improve efficiency, offering frequent training programs to help employees adapt to digital transformation initiatives

Siyaram's

Siyaram's



Our Financial Performance

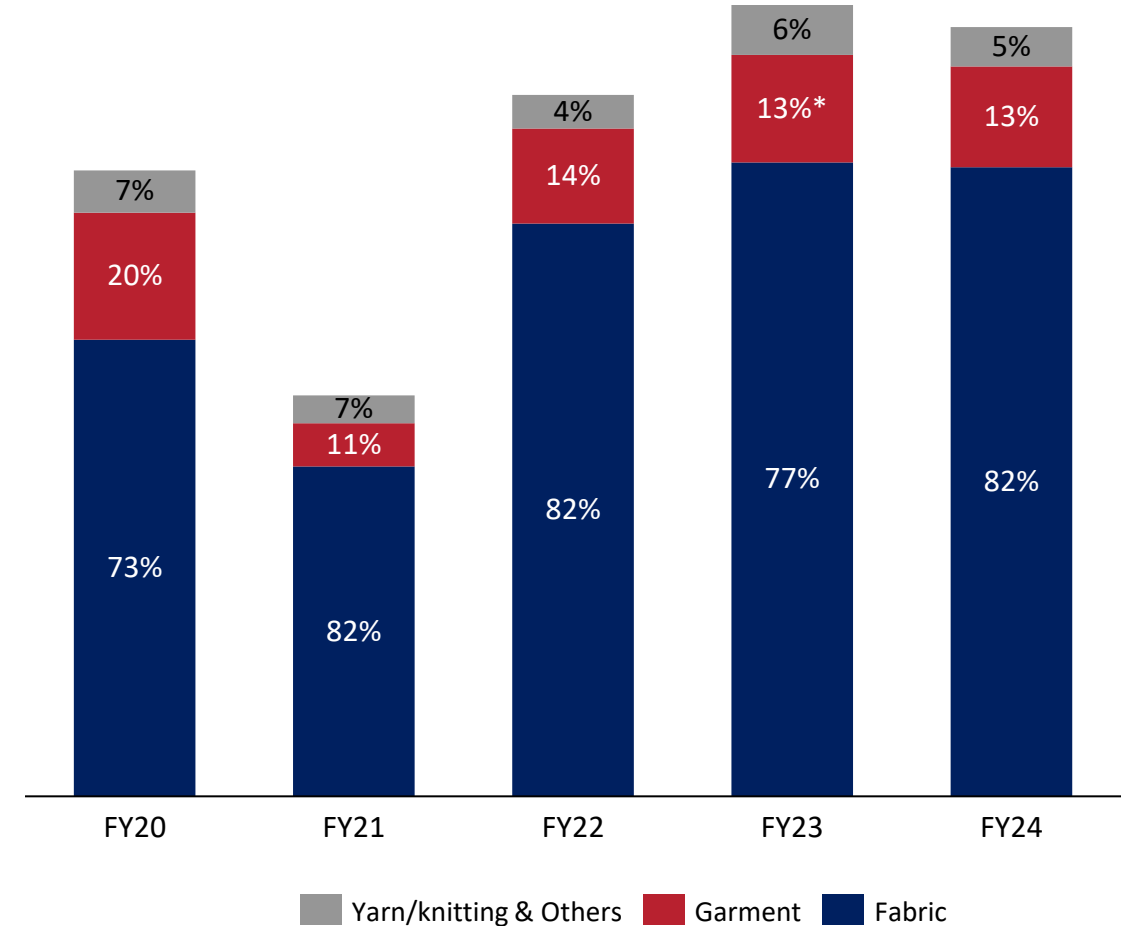
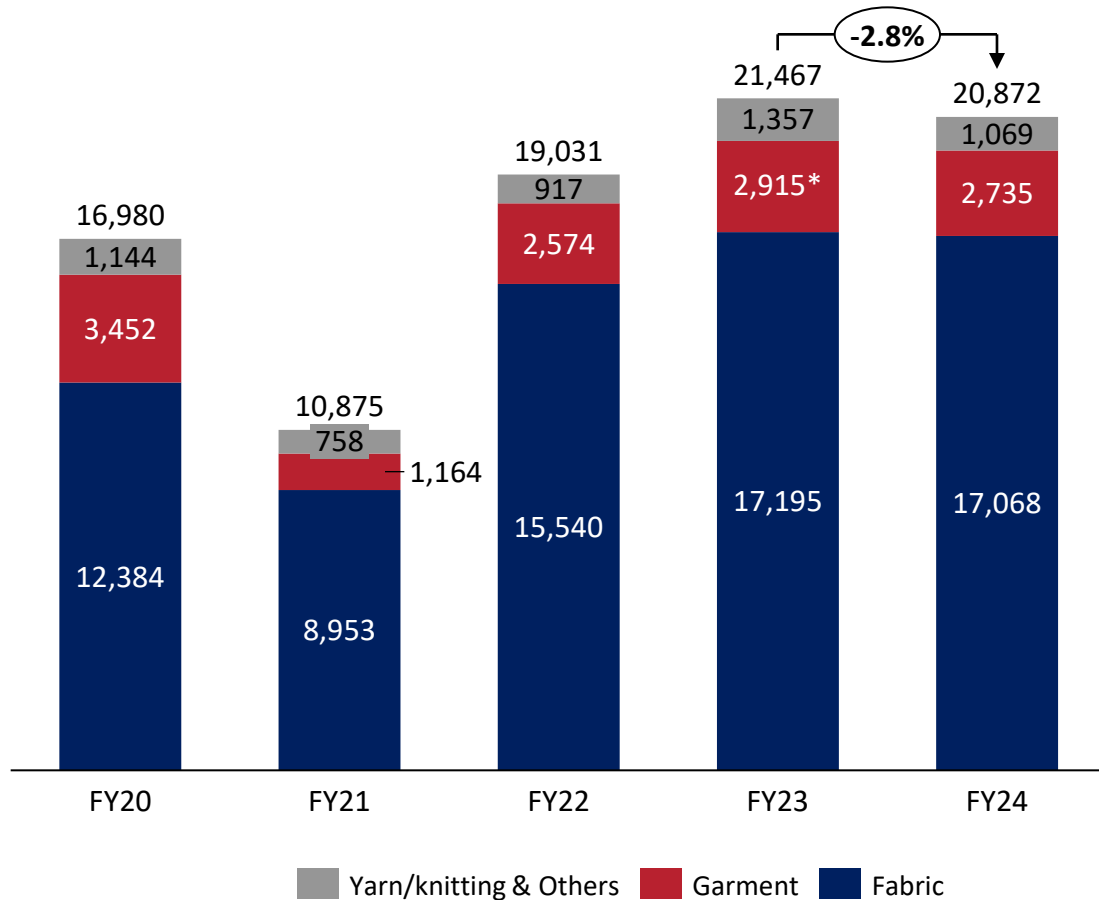
Revenue Break-up

(in ₹ Million)

(in %)

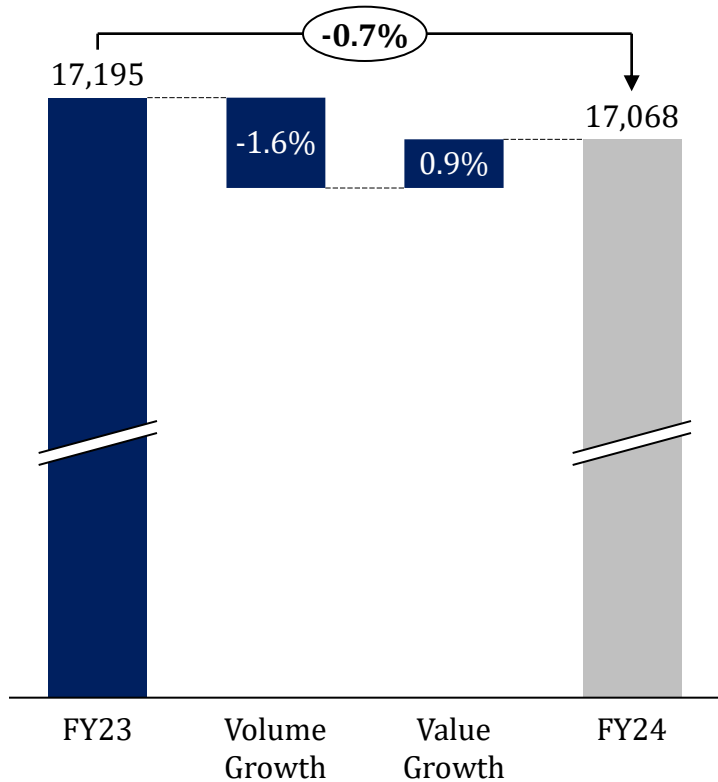
* excl INR 826 mn of one time export order

* excl INR 826 mn of one time export order

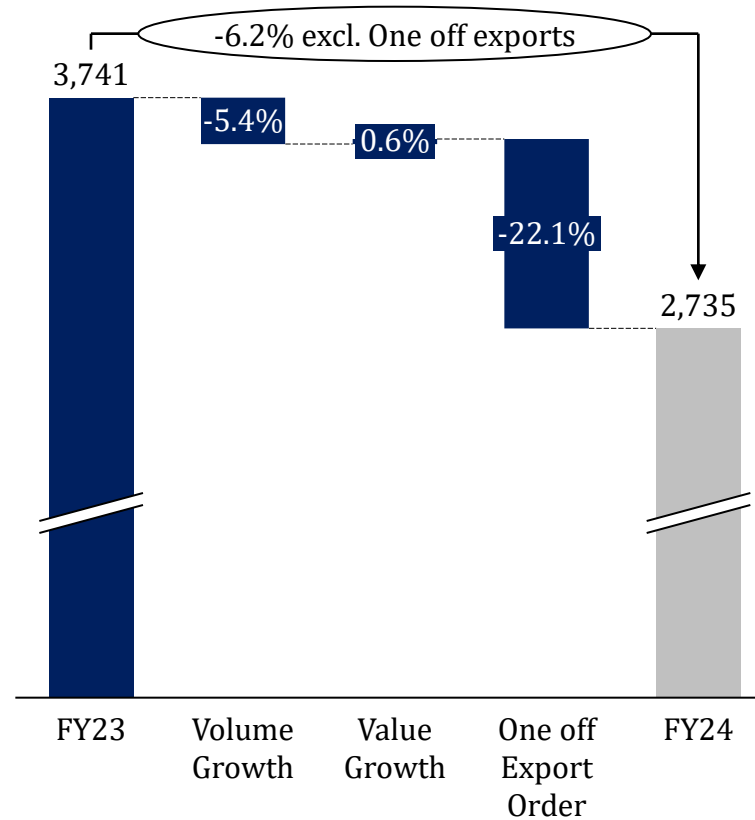


*FY21 was impacted by Covid related disruptions ; Excludes Other Income

Fabric



Garments



- ✓ Value growth led by better Product Mix
 - Sale of Premium Fabrics was higher in the last fiscal year
- ✓ Exports contributed 9% of the Revenues in FY24
- ✓ Raw Material prices remained volatile in the last year, the price increase is passed on to the end customers with a lag effect
- ✓ In spite of the increase in Raw Material pressure, EBITDA Margins are maintained consistently ~14%

*Excluding Other Income ; Note: Rounded off to the nearest whole number

Profit & Loss Statement

Particulars (₹ in Mn)	FY22	FY23	FY24
Revenue from Operations	19,030	22,293	20,872
Other Income	345	402	375
Total Income	19,375	22,695	21,247
Cost Of Goods Sold	10,739	12,971	12,106
Employee Expenses	1,595	1,791	1,723
Other Expenses	3,354	3,842	4,194
EBITDA	3,687	4,091	3,224
EBITDA Margin (%)	19.0%	18.0%	15.2%
Depreciation	585	578	550
EBIT	3,102	3,513	2,674
EBIT Margin (%)	16.0%	15.5%	12.6%
Finance Cost	181	197	203
Profit before Tax	2,921	3,316	2,471
Profit before Tax(%)	15.1%	14.6%	11.6%
Exceptional Item	53		
Tax	743	798	624
Profit After Tax	2,125	2,518	1,847
PAT Margin (%)	11.0%	11.1%	8.7%
EPS (As per Profit after Tax)	45.3	53.7	39.9

Balance Sheet

Equity & Liabilities (₹ in Mn)	FY22	FY23	FY24
Equity			
Equity Share Capital	94	94	91
Other Equity	9279	11315	11319
Total Equity	9,373	11,409	11410
Non-Current Liabilities			
Financial Liabilities:			
i. Borrowing	368	92	12
ii. Lease Liabilities	73	96	77
iii. Other Financial Liabilities	417	414	402
Provisions	100	94	99
Other Non-Current Liabilities	79	56	36
Deferred Tax Liabilities	107	106	100
Total Non-Current Liabilities	1,144	858	726
Current Liabilities			
Financial Liabilities:			
i. Borrowings	1,747	1,404	1,631
ii. Lease Liabilities	39	35	30
iii. Trade Payables	2,133	1,921	1,642
iv. Other Financial Liabilities	65	49	52
Other Current Liabilities	620	682	528
Provisions	34	40	36
Total Current Liabilities	4,638	4,131	3920
Total Equity & Liabilities	15,155	16,398	16,056

Assets (₹ in Mn)	FY22	FY23	FY24
Non-Current Assets			
Property, plant and equipment	4,728	4,512	4,522
Capital Work-in-Progress	24	54	187
Other Intangible Assets	5	4	4
Investment Property	150	136	127
Right Of Use Assets	96	119	92
Investment in Subsidiaries	109	109	109
Financial Assets:			
i. Investments	170	180	181
ii. Loans	18	22	45
iii. Other	123	110	105
Other non-current assets	31	175	19
Total Non-Current Assets	5,454	5,421	5,391
Current Assets			
Inventories	4,030	4,223	4,657
Financial Assets:			
i. Current Investments	207	1,061	117
ii. Trade Receivable	3,864	4,272	4,677
iii. Cash and Cash Equivalents	35	35	57
iv. Bank balances other than above	10	12	13
v. Loans	11	21	23
vi. Other Financial Assets	59	2	2
Other Current assets	1,179	1,131	944
Current Tax Assets (Net)	306	220	175
Total Current Assets	9,701	10,977	10,665
Total Assets	15,155	16,398	16,056

Cash Flow Statement

Particulars (₹ in Mn)	FY22	FY23	FY24
Cash Flow from Operating Activities			
Profit before Tax	2,868	3,316	2,471
Adjustment for Non-Operating Items	630	472	488
Operating Profit before Working Capital Changes	3,498	3,788	2,959
Changes in Working Capital	-2,373	-720	-1096
Cash Generated from Operations	1,125	3,068	1,863
Less: Direct Taxes paid	-770	-714	-584
Net Cash from Operating Activities	356	2,354	1,279
Cash Flow from Investing Activities	-549	-1,129	682
Cash Flow from Financing Activities	188	-1,225	-1,939
Net increase/ (decrease) in Cash & Cash equivalent	-6	0	22
Add: Cash and cash equivalents as at 1st April	41	35	35
Cash and cash equivalents as at 31st March	35	35	57

Siyaram's



Rewarding Shareholders

As Siyaram's embarks on the pathway to its golden anniversary three years hence, the Board has proposed a special reward for its esteemed shareholders who have been steadfast in their support during the Company's journey. As part of this process, the Company has announced the issuance of cumulative non-convertible redeemable preference shares ("CNCRPS") by way of a bonus to all shareholders through a Scheme of Arrangement



- As part of the Scheme, the Company will issue and allot 9% of CNCRPS by bonus in 2 series.
- The issue size will be ₹ 318 Cr and will be issued from the general reserves/retained earnings of the Company



- Series I: 4(four) 9% CNCRPS of Rs. 10 each for every 1 equity share of Rs. 2 each fully paid-up
- Series II: 3(three) 9% CNCRPS of Rs. 10 each for every 1 equity share of Rs. 2 each fully paid-up



Series I CNCRPS & Series II CNCRPS will be redeemed at the end of 3rd & 5th year respectively



The CNCRPS will be listed on the NSE/BSE (the stock exchange on which the Company's equity shares are listed)



The Scheme is subject to statutory, regulatory and other requisite approvals, including from the stock exchanges, National Company Law Tribunal ("NCLT"), shareholders and creditors of the Company

Consistent Returns to Stakeholders since Listing

FY20 ₹ 48.6 Cr Dividend Outlay	FY21 ₹ 21.5 Cr Dividend Outlay	FY22 ₹ 43.1 Cr Dividend Outlay	FY23 ₹ 51.6 Cr Dividend Outlay	FY24 ₹ 108 Cr Buyback (Post Tax) ₹ 49.9 Cr Dividend Outlay
---	---	---	---	---

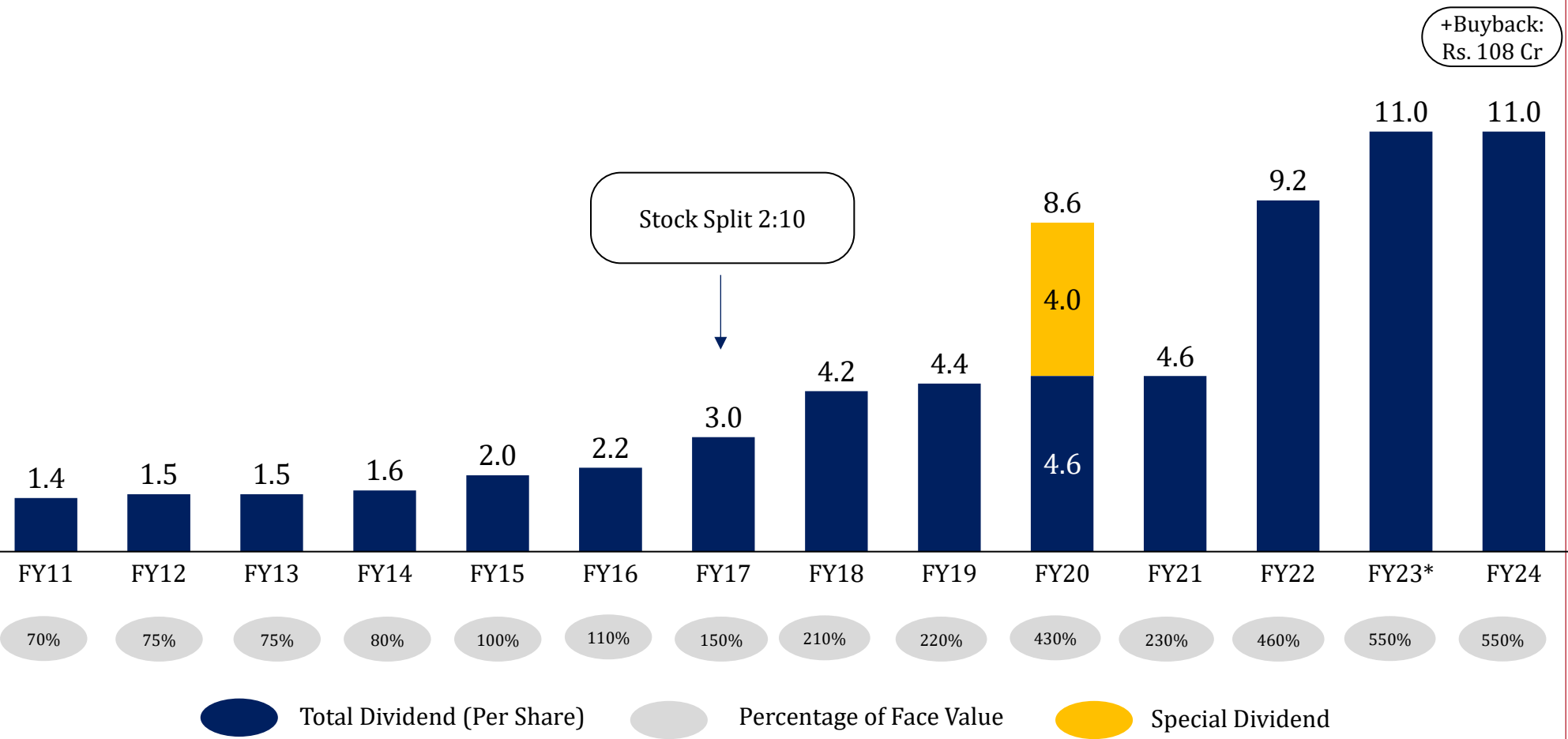
VALUE CREATION FOR SHAREHOLDERS

Robust shareholder returns over the last 15 years

Value creation through stock split in FY17 during which dividend of ₹ 15 (150%) was paid

Dividend paid consistently since listing

Interim dividend of Rs. 4 per equity share of Rs. 2 each in Q2FY25



Well Recognized Brand

Well recognised brand- **“Coming home to Siyaram”** is a well-known tagline in all Indian households

1

Debt to Equity

Net Debt to Equity of 0.10x with asset light strategy for future expansion

2

Asset Light Model

Asset-light approach for manufacturing & distribution to enhance ROCE

3

Right Portfolio Mix

Well balance range of products, catering to both affordable and luxury segments of consumers

4

Distribution Network

Targeting the sizeable unorganized, fragmented and under-penetrated market through powerful distribution & franchisee network

5

Branded Blended Fabric

Top player in Branded Polyviscose market in India

6

Stakeholder Returns

Consistently delivered balanced growth & sustainable value to its various stakeholders despite strong competition

7



THANK YOU

Company :

Siyaram's

Siyaram Silk Mills Limited

www.siyaram.com

Mr. Surendra Shetty

Chief Financial Officer

Surendra.shetty@siyaram.com

Investor Relations Advisors :



Orient Capital (a division of Link Group)

Mr. Nikunj Jain

+91 9769060608

nikunj.jain@linkintime.co.in

Ms. Mamta Nehra

+91 9987903500

Mamta.nehra@linkintime.co.in