

Shareholding Pattern under Regulation 31 of SEBI (Listing Obligations and Disclosure Requirements) Regulations, 2015

1.	Name of Listed Entity: Siyaram Silk Mills Ltd (Equity Shares) (Post Scheme)
2.	Scrip Code/Name of Scrip/Class of Security: 503811
3.	Share Holding Pattern Filed under: Reg. 31(1)(a)/Reg. 31(1)(b)/Reg.31(1)(c)
	a. If under 31(1)(b) then indicate the report for Quarter ending
	b. If under 31(1)(c) then indicate date of allotment/extinguishment
4.	Declaration: The Listed entity is required to submit the following declaration to the extent of submission of information:-

	Particulars	Yes*	No*
1	Whether the Listed Entity has issued any partly paid up shares?		No
2	Whether the Listed Entity has issued any Convertible Securities or Warrants?		No
3	Whether the Listed Entity has any shares against which depository receipts are issued?		No
4	Whether the Listed Entity has any shares in locked-in?		No
5	Whether any shares held by promoters are pledge or otherwise encumbered?		No

* If the Listed Entity selects the option 'No' for the questions above, the columns for the partly paid up shares, Outstanding Convertible Securities/Warrants, depository receipts, locked-in shares, No of shares pledged or otherwise encumbered by promoters, as applicable, shall not be displayed at the time of dissemination on the Stock Exchange website. Also wherever there is 'No' declared by Listed Entity in above table the values will be considered as 'Zero' by default on submission of the format of holding of specified securities.



Siyaram Silk Mills Ltd

Table I - Summary Statement holding of specified securities

Category	Category of shareholder	Nos. of shareholders	No. of fully paid up equity shares held	No. of Partly paid-up equity shares held	No. of shares underlying Depository Receipts	Total nos. shares held	Shareholding as a % of total no. of shares (calculated as per SCRR, 1957)	Number of Voting Rights held in each class of securities				No. of Shares Underlying Outstanding convertible securities (including	Shareholding, as a % assuming conversion of convertible securities	Number of Locked in shares		Number of Shares pledged or otherwise encumbered		Number of equity shares held in dematerialised form
								No of Voting Rights			Total as a % of (A+B+C)			No. (a)	As a % of total Shares held(b)	No. (a)	As a % of total Shares held(b)	
								Class eg: X	Class eg: y	Total								
(I)	(II)	(III)	(IV)	(V)	(VI)	(VII) =	(VIII) As a	(IX)			(X)	(XI)=	(XII)		(XIII)		(XIV)	
(A)	Promoter & Promoter Group	21	30598404	0	0	30598404	67.4418	30598404	0	30598404	67.4418	0	67.4418	0	0	0	0	30598404
(B)	Public	40120	14771684	0	0	14771684	32.5582	14771684	0	14771684	32.5582	0	32.5582	0	0	NA	NA	14237121
(C)	Non Promoter - Non Public				0				0			0			0	NA	NA	
(C1)	Shares Underlying DRs	0	0	0	0	0	0	0	0	0	0	0	0	0	0	NA	NA	0
(C2)	Shares Held By Employee Trust	0	0	0	0	0	0	0	0	0	0	0	0	0	0	NA	NA	0
	Total	40141	45370088	0	0	45370088	100	45370088	0	45370088	100	0	100	0	0	0	0	44835525



Handwritten signature/initials

Siyaram Silk Mills Ltd


Table II - Statement showing shareholding pattern of the Promoter and Promoter Group

Category & Name of the shareholders	Entity Type	PAN	Nos. of shareholders	No. of fully paid up equity shares held	Partly paid-up equity shares held	No. of shares underlying Depository Receipts	Total nos. shares held	Shareholding % calculated as per SCRR, 1957 As a % of (A+B+C2)	Number of Voting Rights held in each class of securities			No. of Shares Underlying Outstanding convertible securities (including Shareholding, as a % assuming full conversion of convertible securities)	Number of Locked in shares		Number of Shares pledged or otherwise encumbered		Number of equity shares held in dematerialised form		
									Class eg: X	Class eg: y	Total		Total as a % of Total Voting Rights	No. (a)	As a % of total Shares held(b)	No. (a)		As a % of total Shares held(b)	
																			(IX)
1	Indian																		
(a)	Individuals / Hindu Undivided Family		14	19733736	0	0	19733736	43.495	19733736	0	19733736	43.495	0	43.495	0	0	0	0	19733736
	Ashadevi Rameshkumar Poddar	Promoters	1	3135355	0	0	3135355	6.9106	3135355	0	3135355	6.9106	0	6.9106	0	0	0	0	3135355
	Vibha Shrikishan Poddar	Promoters	1	2098189	0	0	2098189	4.6246	2098189	0	2098189	4.6246	0	4.6246	0	0	0	0	2098189
	Gaurav Poddar	Promoters	1	2034314	0	0	2034314	4.4838	2034314	0	2034314	4.4838	0	4.4838	0	0	0	0	2034314
	Ankit Poddar	Promoters	1	2034313	0	0	2034313	4.4838	2034313	0	2034313	4.4838	0	4.4838	0	0	0	0	2034313
	Ramesh Kumar Poddar	Promoters	1	1897615	0	0	1897615	4.1825	1897615	0	1897615	4.1825	0	4.1825	0	0	0	0	1897615
	Anurag Poddar	Promoters	1	1740404	0	0	1740404	3.836	1740404	0	1740404	3.836	0	3.836	0	0	0	0	1740404
	Avnish Poddar	Promoters	1	1740404	0	0	1740404	3.836	1740404	0	1740404	3.836	0	3.836	0	0	0	0	1740404
	Shrikishan Poddar	Promoters	1	1368593	0	0	1368593	3.0165	1368593	0	1368593	3.0165	0	3.0165	0	0	0	0	1368593
	Sangeeta Pramodkumar Poddar	Promoters	1	964346	0	0	964346	2.1255	964346	0	964346	2.1255	0	2.1255	0	0	0	0	964346
	Madhudevi Pawankumar Poddar	Promoters	1	792618	0	0	792618	1.747	792618	0	792618	1.747	0	1.747	0	0	0	0	792618
	Pawankumar Dharaprasad Poddar	Promoters	1	759547	0	0	759547	1.6741	759547	0	759547	1.6741	0	1.6741	0	0	0	0	759547
	Abhishek S Poddar	Promoters	1	585077	0	0	585077	1.2896	585077	0	585077	1.2896	0	1.2896	0	0	0	0	585077
	Harshit S Poddar	Promoters	1	582951	0	0	582951	1.2849	582951	0	582951	1.2849	0	1.2849	0	0	0	0	582951
	Gitadevi Dharaprasad Poddar	Promoters	1	10	0	0	10	0	10	0	10	0	0	0	0	0	0	0	10
(b)	Central Government / State Government(s)		0	0	0	0	0	0	0	0	0	0	0	0	0	0	0	0	0
(c)	Financial Institutions / Banks		0	0	0	0	0	0	0	0	0	0	0	0	0	0	0	0	0
(d)	Any Other (Specify)		7	10864668	0	0	10864668	23.9468	10864668	0	10864668	23.9468	0	23.9468	0	0	0	0	10864668
	Bodies Corporate		7	10864668	0	0	10864668	23.9468	10864668	0	10864668	23.9468	0	23.9468	0	0	0	0	10864668
	Pkp Enterprises Llp	Promoter Group	1	10802980	0	0	10802980	23.8108	10802980	0	10802980	23.8108	0	23.8108	0	0	0	0	10802980
	Dpp Enterprises Llp	Promoter Group	1	60408	0	0	60408	0.1331	60408	0	60408	0.1331	0	0.1331	0	0	0	0	60408
	Hsp Enterprises Llp	Promoter Group	1	625	0	0	625	0.0014	625	0	625	0.0014	0	0.0014	0	0	0	0	625
	Gpp Enterprises Llp	Promoter Group	1	500	0	0	500	0.0011	500	0	500	0.0011	0	0.0011	0	0	0	0	500
	Sanchna Trading & Fin. Ltd.	Promoter Group	1	55	0	0	55	0.0001	55	0	55	0.0001	0	0.0001	0	0	0	0	55
	S P Finance And Trading Ltd	Promoter Group	1	50	0	0	50	0.0001	50	0	50	0.0001	0	0.0001	0	0	0	0	50
	Vishal Furnishings Ltd	Promoter Group	1	50	0	0	50	0.0001	50	0	50	0.0001	0	0.0001	0	0	0	0	50
	Sub Total (A)(1)		21	30598404	0	0	30598404	67.4418	30598404	0	30598404	67.4418	0	67.4418	0	0	0	0	30598404
2	Foreign																		
(a)	Individuals (Non-Resident Individuals / Foreign Individuals)		0	0	0	0	0	0	0	0	0	0	0	0	0	0	0	0	0
(b)	Government		0	0	0	0	0	0	0	0	0	0	0	0	0	0	0	0	0
(c)	Institutions		0	0	0	0	0	0	0	0	0	0	0	0	0	0	0	0	0
(d)	Foreign Portfolio Investor		0	0	0	0	0	0	0	0	0	0	0	0	0	0	0	0	0
(e)	Any Other (Specify)		0	0	0	0	0	0	0	0	0	0	0	0	0	0	0	0	0
	Sub Total (A)(2)		0	0	0	0	0	0	0	0	0	0	0	0	0	0	0	0	0
	Total Shareholding Of Promoter And Promoter Group (A)= (A)(1)+(A)(2)		21	30598404	0	0	30598404	67.4418	30598404	0	30598404	67.4418	0	67.4418	0	0	0	0	30598404

Details of Shares which remain unclaimed may be given hear along with details such as number of shareholders, outstanding shares held in demat/unclaimed suspense account, voting rights which are frozen etc.

Note :

- (1) PAN would not be displayed on website of Stock Exchange(s)
- (2) The term 'Encumbrance' has the same meaning as assigned under regulation 28(3) of SEBI (Substantial Acquisition of Shares and Takeovers) Regulations, 2011.
- (3) Pursuant to the Scheme, the Company shall issue Preference Shares as bonus to its equity shareholders, therefore, there will be no change in the pre-scheme and post-scheme shareholding pattern of the equity shareholders of the Company.



Siyaram Silk Mills Ltd

Table III - Statement showing shareholding pattern of the Public shareholder

Category & Name of the shareholders	PAN	Nos. of shareholders (III)	No. of fully paid up equity shares held (IV)	Partly paid-up equity shares held (V)	No. of shares underlying Depository Receipts (VI)	Total nos. shares held (VII) = (IV)+(V)+(VI)	Shareholding % calculate d as per SCRR, 1957 As a % of (A+B+C) (VIII) As a	Number of Voting Rights held in each class of securities			No. of Shares Underlying Outstanding convertible securities (including convertible securities) (X)	Shareholding, as a % assuming full conversion of convertible securities (XI) =	Number of Locked In shares		Number of Shares pledged or otherwise encumbered		Number of equity shares held in dematerialised form (XIV)	Sub-categorization of shares			
								No of Voting Rights					As a % of total Shares held (b) (XII)	No. (a) (XIII)	As a % of total Shares held (b) (XIII)	Shareholding (No. of shares) under		Sub-category (I)	Sub-category (II)	Sub-category (III)	
								Class eg: X	Class eg: Y	Total (IX)											
1 Institutions (Domestic)																					
(a) Mutual Fund		0	0	0	0	0	0	0	0	0	0	0	0	0	0	0	0	0	0	0	
(b) Venture Capital Funds		0	0	0	0	0	0	0	0	0	0	0	0	0	0	0	0	0	0	0	
(c) Alternate Investment Funds		3	1134156	0	0	1134156	2.4998	1134156	0	1134156	2.4998	0	0	0	0	0	0	1134156	0	0	0
Abakus Emerging Opportunities Fund-1		1	722654	0	0	722654	1.5928	722654	0	722654	1.5928	0	0	0	0	0	0	722654	0	0	0
(d) Banks		4	1757	0	0	1757	0.0039	1757	0	1757	0.0039	0	0	0	0	0	0	1102	0	0	0
(e) Insurance Companies		0	0	0	0	0	0	0	0	0	0	0	0	0	0	0	0	0	0	0	0
(f) Provident Funds/ Pension Funds		0	0	0	0	0	0	0	0	0	0	0	0	0	0	0	0	0	0	0	0
(g) Asset Reconstruction Companies		0	0	0	0	0	0	0	0	0	0	0	0	0	0	0	0	0	0	0	0
(h) Sovereign Wealth Funds		0	0	0	0	0	0	0	0	0	0	0	0	0	0	0	0	0	0	0	0
(I) NBFCs registered with RBI		1	750	0	0	750	0.0017	750	0	750	0.0017	0	0	0	0	0	0	750	0	0	0
(J) Other Financial Institutions		1	8000	0	0	8000	0.0176	8000	0	8000	0.0176	0	0	0	0	0	0	500	0	0	0
(k) Any Other (Specify)		0	0	0	0	0	0	0	0	0	0	0	0	0	0	0	0	0	0	0	0
Sub Total (B)(1)		9	1144663	0	0	1144663	2.5229	1144663	0	1144663	2.5229	0	0	0	0	0	0	1136508	0	0	0
2 Institutions (Foreign)																					
(a) Foreign Direct Investment		0	0	0	0	0	0	0	0	0	0	0	0	0	0	0	0	0	0	0	0
(b) Foreign Venture Capital Investors		0	0	0	0	0	0	0	0	0	0	0	0	0	0	0	0	0	0	0	0
(c) Sovereign Wealth Funds		0	0	0	0	0	0	0	0	0	0	0	0	0	0	0	0	0	0	0	0
(d) Foreign Portfolio Investors Category I		36	638269	0	0	638269	1.4068	638269	0	638269	1.4068	0	0	0	0	0	0	638269	0	0	0
(e) Foreign Portfolio Investors Category II		2	32579	0	0	32579	0.0718	32579	0	32579	0.0718	0	0	0	0	0	0	32579	0	0	0
(f) Overseas Depositories (holding DRs) (balancing figure)		0	0	0	0	0	0	0	0	0	0	0	0	0	0	0	0	0	0	0	0
(g) Any Other (Specify)		0	0	0	0	0	0	0	0	0	0	0	0	0	0	0	0	0	0	0	0
Sub Total (B)(2)		38	670848	0	0	670848	1.4786	670848	0	670848	1.4786	0	0	0	0	0	0	670848	0	0	0
3 Central Government/ State Government(s)																					
(a) Central Government / President of India		0	0	0	0	0	0	0	0	0	0	0	0	0	0	0	0	0	0	0	0
(b) State Government / Governor		0	0	0	0	0	0	0	0	0	0	0	0	0	0	0	0	0	0	0	0
(c) Shareholding by Companies or Bodies Corporate where Central / State Government is a promoter		0	0	0	0	0	0	0	0	0	0	0	0	0	0	0	0	0	0	0	0
Sub Total (B)(3)		0	0	0	0	0	0	0	0	0	0	0	0	0	0	0	0	0	0	0	0
4 Non-Institutions																					
(a) Associate companies / Subsidiaries		0	0	0	0	0	0	0	0	0	0	0	0	0	0	0	0	0	0	0	0
(b) Directors and their relatives (excluding Independent Directors and nominee Directors)		4	40115	0	0	40115	0.0884	40115	0	40115	0.0884	0	0	0	0	0	0	40115	0	0	0
(c) Key Managerial Personnel		0	0	0	0	0	0	0	0	0	0	0	0	0	0	0	0	0	0	0	0
(d) Relatives of promoters (other than 'immediate relatives' of promoters disclosed under 'Promoter and Promoter Group' category)		0	0	0	0	0	0	0	0	0	0	0	0	0	0	0	0	0	0	0	0
(e) Trusts where any person belonging to 'Promoter and Promoter Group' category is 'trustee', 'beneficiary', or 'author of the trust'		0	0	0	0	0	0	0	0	0	0	0	0	0	0	0	0	0	0	0	0
(f) Investor Education and Protection Fund (IEPF)		1	356330	0	0	356330	0.7854	356330	0	356330	0.7854	0	0	0	0	0	0	356330	0	0	0
(g) I. Resident Individual holding nominal share capital up to Rs. 2 lakhs.		38048	9397735	0	0	9397735	20.7135	9397735	0	9397735	20.7135	0	0	0	0	0	0	8875482	0	0	0
(h) II. Resident Individual holding nominal share capital in excess of Rs. 2 lakhs.		5	1274144	0	0	1274144	2.8083	1274144	0	1274144	2.8083	0	0	0	0	0	0	1274144	0	0	0
(i) Vijay Kishanlal Kedia		1	455000	0	0	455000	1.0029	455000	0	455000	1.0029	0	0	0	0	0	0	455000	0	0	0
(j) Non Resident Indians (NRIs)		767	306712	0	0	306712	0.676	306712	0	306712	0.676	0	0	0	0	0	0	305812	0	0	0
(k) Foreign Nationals		0	0	0	0	0	0	0	0	0	0	0	0	0	0	0	0	0	0	0	0
(l) Foreign Companies		0	0	0	0	0	0	0	0	0	0	0	0	0	0	0	0	0	0	0	0
(m) Bodies Corporate		419	1172411	0	0	1172411	2.5841	1172411	0	1172411	2.5841	0	0	0	0	0	0	1169156	0	0	0
(n) Any Other (Specify)		829	408726	0	0	408726	0.9009	408726	0	408726	0.9009	0	0	0	0	0	0	408726	0	0	0
(o) Trusts		3	611	0	0	611	0.0013	611	0	611	0.0013	0	0	0	0	0	0	611	0	0	0
(p) Body Corp-Ltd Liability Partnership		43	51878	0	0	51878	0.1143	51878	0	51878	0.1143	0	0	0	0	0	0	51878	0	0	0
(q) Hindu Undivided Family		780	355087	0	0	355087	0.7826	355087	0	355087	0.7826	0	0	0	0	0	0	355087	0	0	0
(r) Clearing Member		3	1150	0	0	1150	0.0025	1150	0	1150	0.0025	0	0	0	0	0	0	1150	0	0	0
Sub Total (B)(4)		40073	12956173	0	0	12956173	28.5566	12956173	0	12956173	28.5566	0	0	0	0	0	0	12429765	0	0	0
Total Public Shareholding (B) = (B)(1)+(B)(2)+(B)(3)+(B)(4)		40120	14771684	0	0	14771684	32.5582	14771684	0	14771684	32.5582	0	0	0	0	0	0	14237121	0	0	0

Details of the shareholders acting as persons in Concert including their Shareholding (No. and %):

No. of shareholders	No. of Shares	%
0		

Details of Shares which remain unclaimed may be given hear along with details such as number of shareholders, outstanding shares held in demat/unclaimed suspense account, voting rights which are frozen etc.

No. of shareholders	No. of Shares
0	0

Note:

- (1) PAN would not be displayed on website of Stock Exchange(s).
- (2) The above format needs to be disclosed along with the names of the shareholders holding 1% or more than 1% of shares of the listed entity. Column no.(XIII) is not applicable in the above format.
- (3) W.r.t. the information pertaining to Depository Receipts, the same may be disclosed in the respective columns to the extent information available and the balance to be disclosed as held by custodian.
- (4) Categorization and disclosure of each shareholder category should be carried out in the order prescribed in the above format. If a shareholder is falling under more than one category, then the same shall be classified in the category.
- (5) Sub-categorization of shares under column no.(XV) will be based on shareholding (no. of shares) under the following sub-categories:
 - (i) Shareholder who are represented by a nominee Director on the board of the listed entity or have the right to nominate a representative (i.e. Director) on the board of the listed entity.
 - (ii) Shareholder who have entered into shareholder agreement with the listed entity.
 - (iii) Shareholders acting as persons in concert with promoters.



Siyaram Silk Mills Ltd

Table IV - Statement showing shareholding pattern of the Non Promoter- Non Public shareholder

	Category & Name of the shareholders	PAN	Nos. of shareholders	No. of fully paid up equity shares held	Partly paid-up equity shares held	No. of shares underlying Depository Receipts	Total nos. shares held	Shareholding % calculated as per SCRR, 1957 As a % of (A+B+C2)	Number of Voting Rights held in each class of securities			No. of Shares Underlying Outstanding convertible securities (including	Shareholding, as a % assuming full conversion of convertible securities	Number of Locked in shares		Number of Shares pledged or otherwise encumbered		Number of equity shares held in dematerialised form	
									No of Voting Rights					Total as a % of (A+B+C)	No. (a)	As a % of total Shares held(b)	No. (a)		As a % of total Shares held(b)
									Class eg: X	Class eg: y	Total								
(I)	(II)	(III)	(IV)	(V)	(VI)	(VII) =	(VIII) As a	(IX)			(X)	(XI)=	(XII)	(XIII)	(XIV)				
1	Custodian/DR Holder		0	0	0	0	0	0	0	0	0	0	0	0	0	0	0	0	
2	Employee Benefit Trust / Employee Welfare Trust under SEBI (Share based Employee Benefits and Sweat Equity) Regulations, 2021		0	0	0	0	0	0	0	0	0	0	0	0	0	0	0	0	
	Total Non-Promoter- Non Public Shareholding (C)= (C)(1)+(C)(2)		0	0	0	0	0	0	0	0	0	0	0	0	0	0	0	0	

Note :

- (1) PAN would not be displayed on website of Stock Exchange(s).
- (2) The above format needs to be disclosed along with the names of the shareholders holding 1% or more than 1% of shares of the listed entity. Column no.(XIII) is not applicable in the above format.
- (3) W.r.t. the information pertaining to Depository Receipts, the same may be disclosed in the respective columns to the extent information available.



Handwritten signature

Siyaram Silk Mills Limited

Table V- Statement showing details of significant beneficial owners as on 30.09.2024

SR NO	Details of the significant beneficial owner (I)			Details of the registered owner (II)			Particulars of the shares in which significant beneficial interest is held by the beneficial owner (III)		Date of creation / acquisition of significant beneficial interest (IV)
	Name	PAN	Nationality	Name	PAN	Nationality	Number of Shares	Shareholding as a % of total no. of shares (calculated as per SCRR, 1957) As a % of (A+B+C2)	



Handwritten signature or initials.

Siyaram Silk Mills Limited

Foreign investment limit approved by the Board of Directors and limit utilised – As provided in Annexure B - Table VI (New format) of the Circular

	Board approved limits	Limits utilized
As on shareholding date	100	2.15
As on the end of previous 1 st Quarter	100	2.17
As on the end of previous 2 nd Quarter	100	2.16
As on the end of previous 3 rd Quarter	100	2.34
As on the end of previous 4 th Quarter	100	2.48



Shareholding Pattern under Regulation 31 of SEBI (Listing Obligations and Disclosure Requirements) Regulations, 2015

1.	Name of Listed Entity: Siyaram Silk Mills Ltd (Equity Shares) (Pre Scheme)
2.	Scrip Code/Name of Scrip/Class of Security: 503811
3.	Share Holding Pattern Filed under: Reg. 31(1)(a)/Reg. 31(1)(b)/Reg.31(1)(c)
	a. If under 31(1)(b) then indicate the report for Quarter ending
	b. If under 31(1)(c) then indicate date of allotment/extinguishment
4.	Declaration: The Listed entity is required to submit the following declaration to the extent of submission of information:-

	Particulars	Yes*	No*
1	Whether the Listed Entity has issued any partly paid up shares?		No
2	Whether the Listed Entity has issued any Convertible Securities or Warrants?		No
3	Whether the Listed Entity has any shares against which depository receipts are issued?		No
4	Whether the Listed Entity has any shares in locked-in?		No
5	Whether any shares held by promoters are pledge or otherwise encumbered?		No

* If the Listed Entity selects the option 'No' for the questions above, the columns for the partly paid up shares, Outstanding Convertible Securities/Warrants, depository receipts, locked-in shares, No of shares pledged or otherwise encumbered by promoters, as applicable, shall not be displayed at the time of dissemination on the Stock Exchange website. Also wherever there is 'No' declared by Listed Entity in above table the values will be considered as 'Zero' by default on submission of the format of holding of specified securities.

GENERATED ON :04/10/2024 NSDL : 30/09/2024 CDSL :30/09/2024

LJK



Siyaram Silk Mills Ltd

Table I - Summary Statement holding of specified securities

Category	Category of shareholder	Nos. of shareholders	No. of fully paid up equity shares held	No. of Partly paid-up equity shares held	No. of shares underlying Depository Receipts	Total nos. shares held	Shareholding as a % of total no. of shares (calculated as per SCRR, 1957)	Number of Voting Rights held in each class of securities				No. of Shares Underlying Outstanding convertible securities (including	Shareholding, as a % assuming conversion of convertible securities	Number of Locked in shares		Number of Shares pledged or otherwise encumbered		Number of equity shares held in dematerialised form
								No of Voting Rights			Total as a % of (A+B+C)			No. (a)	As a % of total Shares held(b)	No. (a)	As a % of total Shares held(b)	
								Class eg: X	Class eg: Y	Total								
(I)	(II)	(III)	(IV)	(V)	(VI)	(VII) =	(VIII) As a	(IX)			(X)	(XI) =	(XII)		(XIII)		(XIV)	
(A)	Promoter & Promoter Group	21	30598404	0	0	30598404	67.4418	30598404	0	30598404	67.4418	0	67.4418	0	0	0	0	30598404
(B)	Public	40120	14771684	0	0	14771684	32.5582	14771684	0	14771684	32.5582	0	32.5582	0	0	0	0	14237121
(C)	Non Promoter - Non Public				0				0			0			0	0	0	0
(C1)	Shares Underlying DRs	0	0	0	0	0	0	0	0	0	0	0	0	0	0	0	0	0
(C2)	Shares Held By Employee Trust	0	0	0	0	0	0	0	0	0	0	0	0	0	0	0	0	0
	Total	40141	45370088	0	0	45370088	100	45370088	0	45370088	100	0	100	0	0	0	0	44835525

GENERATED ON :04/10/2024 NSDL : 30/09/2024 CDSL :30/09/2024



Siyaram Silk Mills Ltd

Table II - Statement showing shareholding pattern of the Promoter and Promoter Group

Category & Name of the shareholders	Entity Type	PAN	Nos. of shareholders	No. of fully paid up equity shares held	Partly paid-up equity shares held	No. of shares underlying Depository Receipts	Total nos. shares held	Shareholding % calculated as per SCRR, 1957 As a % of (A+B+C2)	Number of Voting Rights held in each class of securities			No. of Shares Underlying Outstanding convertible securities (including	Shareholding, as a % assuming full conversion of convertible securities	Number of Locked in shares		Number of Shares pledged or otherwise encumbered		Number of equity shares held in dematerialised form	
									No of Voting Rights					Total as a % of Total Voting Rights	No. (a)	As a % of total Shares held(b)	No. (a)		As a % of total Shares held(b)
									Class eg: X	Class eg: Y	Total								
(I)	(II)	(III)	(IV)	(V)	(VI)	(VII) =	(VIII) As a	(IX)			(X)	(XI) =	(XII)		(XIII)		(XIV)		
1	Indian																		
(a)	Individuals / Hindu Undivided Family		14	19733736	0	0	19733736	43.495	19733736	0	19733736	43.495	0	43.495	0	0	0	0	19733736
	Ashadevi Rameshkumar Poddar	Promoters	1	3135355	0	0	3135355	6.9106	3135355	0	3135355	6.9106	0	6.9106	0	0	0	0	3135355
	Vibha Shrikishan Poddar	Promoters	1	2098189	0	0	2098189	4.6246	2098189	0	2098189	4.6246	0	4.6246	0	0	0	0	2098189
	Gaurav Poddar	Promoters	1	2034314	0	0	2034314	4.4838	2034314	0	2034314	4.4838	0	4.4838	0	0	0	0	2034314
	Ankit Poddar	Promoters	1	2034313	0	0	2034313	4.4838	2034313	0	2034313	4.4838	0	4.4838	0	0	0	0	2034313
	Ramesh Kumar Poddar	Promoters	1	1897615	0	0	1897615	4.1825	1897615	0	1897615	4.1825	0	4.1825	0	0	0	0	1897615
	Anurag Poddar	Promoters	1	1740404	0	0	1740404	3.836	1740404	0	1740404	3.836	0	3.836	0	0	0	0	1740404
	Avnish Poddar	Promoters	1	1740404	0	0	1740404	3.836	1740404	0	1740404	3.836	0	3.836	0	0	0	0	1740404
	Shrikishan Poddar	Promoters	1	1368593	0	0	1368593	3.0165	1368593	0	1368593	3.0165	0	3.0165	0	0	0	0	1368593
	Sangeeta Pramodkumar Poddar	Promoters	1	964346	0	0	964346	2.1255	964346	0	964346	2.1255	0	2.1255	0	0	0	0	964346
	Madhudevi Pawankumar Poddar	Promoters	1	792618	0	0	792618	1.747	792618	0	792618	1.747	0	1.747	0	0	0	0	792618
	Pawankumar Dharaprasad Poddar	Promoters	1	759547	0	0	759547	1.6741	759547	0	759547	1.6741	0	1.6741	0	0	0	0	759547
	Abhishek S Poddar	Promoters	1	585077	0	0	585077	1.2896	585077	0	585077	1.2896	0	1.2896	0	0	0	0	585077
	Harshit S Poddar	Promoters	1	582951	0	0	582951	1.2849	582951	0	582951	1.2849	0	1.2849	0	0	0	0	582951
	Gitadevi Dharaprasad Poddar	Promoters	1	10	0	0	10	0	10	0	10	0	0	0	0	0	0	0	10
(b)	Central Government / State Government(s)		0	0	0	0	0	0	0	0	0	0	0	0	0	0	0	0	0
(c)	Financial Institutions / Banks		0	0	0	0	0	0	0	0	0	0	0	0	0	0	0	0	0
(d)	Any Other (Specify)		7	10864668	0	0	10864668	23.9468	10864668	0	10864668	23.9468	0	23.9468	0	0	0	0	10864668
	Bodies Corporate		7	10864668	0	0	10864668	23.9468	10864668	0	10864668	23.9468	0	23.9468	0	0	0	0	10864668
	Pkp Enterprises Llp	Promoter Group	1	10802980	0	0	10802980	23.8108	10802980	0	10802980	23.8108	0	23.8108	0	0	0	0	10802980
	Dpp Enterprises Llp	Promoter Group	1	60408	0	0	60408	0.1331	60408	0	60408	0.1331	0	0.1331	0	0	0	0	60408
	Hsp Enterprises Llp	Promoter Group	1	625	0	0	625	0.0014	625	0	625	0.0014	0	0.0014	0	0	0	0	625
	Gpp Enterprises Llp	Promoter Group	1	500	0	0	500	0.0011	500	0	500	0.0011	0	0.0011	0	0	0	0	500
	Sanchna Trading & Fin. Ltd.	Promoter Group	1	55	0	0	55	0.0001	55	0	55	0.0001	0	0.0001	0	0	0	0	55
	S P Finance And Trading Ltd	Promoter Group	1	50	0	0	50	0.0001	50	0	50	0.0001	0	0.0001	0	0	0	0	50
	Vishal Furnishings Ltd	Promoter Group	1	50	0	0	50	0.0001	50	0	50	0.0001	0	0.0001	0	0	0	0	50
	Sub Total (A)(1)		21	30598404	0	0	30598404	67.4418	30598404	0	30598404	67.4418	0	67.4418	0	0	0	0	30598404
2	Foreign																		
(a)	Individuals (Non-Resident Individuals / Foreign Individuals)		0	0	0	0	0	0	0	0	0	0	0	0	0	0	0	0	0
(b)	Government		0	0	0	0	0	0	0	0	0	0	0	0	0	0	0	0	0
(c)	Institutions		0	0	0	0	0	0	0	0	0	0	0	0	0	0	0	0	0
(d)	Foreign Portfolio Investor		0	0	0	0	0	0	0	0	0	0	0	0	0	0	0	0	0
(e)	Any Other (Specify)		0	0	0	0	0	0	0	0	0	0	0	0	0	0	0	0	0
	Sub Total (A)(2)		0	0	0	0	0	0	0	0	0	0	0	0	0	0	0	0	0
	Total Shareholding Of Promoter And Promoter Group (A)= (A)(1)+(A)(2)		21	30598404	0	0	30598404	67.4418	30598404	0	30598404	67.4418	0	67.4418	0	0	0	0	30598404

Details of Shares which remain unclaimed may be given hear along with details such as number of shareholders, outstanding shares held in demat/unclaimed suspense account, voting rights which are frozen etc.

Note :

- (1) PAN would not be displayed on website of Stock Exchange(s)
- (2) The term 'Encumbrance' has the same meaning as assigned under regulation 28(3) of SEBI (Substantial Acquisition of Shares and Takeovers) Regulations, 2011.



Siyaram Silk Mills Ltd

Table II - Statement showing shareholding pattern of the Public shareholder

Category & Name of the shareholders	PAN	Nos. of shareholders (iii)	No. of fully paid up equity shares held (iv)	Partly paid-up equity shares held (v)	No. of shares under Depository Receipts (vi)	Total nos. shares held (vii) = (iii)+(iv)+(v)+(vi)	Shareholding % calculate as per SCRR, 1957 As a % of (A+B+C2) (viii) As a	Number of Voting Rights held in each class of securities			No. of Shares Underlying & Outstanding convertible securities (including convertible securities) (x)	Shareholding, as a % assuming full conversion of convertible securities (xi) =	Number of Locked in shares		Number of Shares pledged or otherwise encumbered		Number of equity shares held in dematerialised form (xiv)	Sub-categorization of shares			
								No of Voting Rights					Total as a % of Total Voting Rights (xii)	No. (a)	As a % of total Shares held (b)	No. (a)		As a % of total Shares held (b)	Shareholding (No. of shares) under (i)	Sub-category (ii)	Sub-category (iii)
								Class eg: x	Class eg: y	Total (ix)											
1 Institutions (Domestic)																					
(a) Mutual Fund		0	0	0	0	0	0	0	0	0	0	0	0	0	0	0	0	0	0	0	
(b) Venture Capital Funds		0	0	0	0	0	0	0	0	0	0	0	0	0	0	0	0	0	0	0	
(c) Alternate Investment Funds		3	1134156	0	0	1134156	2.4998	1134156	0	1134156	2.4998	0	2.4998	0	0	0	0	1134156	0	0	0
(d) Abakus Emerging Opportunities Fund-1		1	722654	0	0	722654	1.5928	722654	0	722654	1.5928	0	1.5928	0	0	0	0	722654	0	0	0
(e) Banks		4	1757	0	0	1757	0.0039	1757	0	1757	0.0039	0	0.0039	0	0	0	0	1102	0	0	0
(f) Insurance Companies		0	0	0	0	0	0	0	0	0	0	0	0	0	0	0	0	0	0	0	0
(g) Provident Funds/ Pension Funds		0	0	0	0	0	0	0	0	0	0	0	0	0	0	0	0	0	0	0	0
(h) Asset Reconstruction Companies		0	0	0	0	0	0	0	0	0	0	0	0	0	0	0	0	0	0	0	0
(i) Sovereign Wealth Funds		0	0	0	0	0	0	0	0	0	0	0	0	0	0	0	0	0	0	0	0
(j) NBFCs registered with RBI		1	750	0	0	750	0.0017	750	0	750	0.0017	0	0.0017	0	0	0	0	750	0	0	0
(k) Other Financial Institutions		1	8000	0	0	8000	0.0176	8000	0	8000	0.0176	0	0.0176	0	0	0	0	500	0	0	0
(l) Any Other (Specify)		0	0	0	0	0	0	0	0	0	0	0	0	0	0	0	0	0	0	0	0
Sub Total (B)(1)		9	1144663	0	0	1144663	2.5229	1144663	0	1144663	2.5229	0	2.5229	0	0	0	0	1136506	0	0	0
2 Institutions (Foreign)																					
(a) Foreign Direct Investment		0	0	0	0	0	0	0	0	0	0	0	0	0	0	0	0	0	0	0	0
(b) Foreign Venture Capital Investors		0	0	0	0	0	0	0	0	0	0	0	0	0	0	0	0	0	0	0	0
(c) Sovereign Wealth Funds		0	0	0	0	0	0	0	0	0	0	0	0	0	0	0	0	0	0	0	0
(d) Foreign Portfolio Investors Category I		36	638269	0	0	638269	1.4068	638269	0	638269	1.4068	0	1.4068	0	0	0	0	638269	0	0	0
(e) Foreign Portfolio Investors Category II		2	32579	0	0	32579	0.0718	32579	0	32579	0.0718	0	0.0718	0	0	0	0	32579	0	0	0
(f) Overseas Depositories (holding DRs) (balancing figure)		0	0	0	0	0	0	0	0	0	0	0	0	0	0	0	0	0	0	0	0
(g) Any Other (Specify)		0	0	0	0	0	0	0	0	0	0	0	0	0	0	0	0	0	0	0	0
Sub Total (B)(2)		38	670848	0	0	670848	1.4786	670848	0	670848	1.4786	0	1.4786	0	0	0	0	670848	0	0	0
3 Central Government/ State Government(s)																					
(a) Central Government / President of India		0	0	0	0	0	0	0	0	0	0	0	0	0	0	0	0	0	0	0	0
(b) State Government / Governor		0	0	0	0	0	0	0	0	0	0	0	0	0	0	0	0	0	0	0	0
(c) Shareholding by Companies or Bodies Corporate where Central / State Government is a promoter		0	0	0	0	0	0	0	0	0	0	0	0	0	0	0	0	0	0	0	0
Sub Total (B)(3)		0	0	0	0	0	0	0	0	0	0	0	0	0	0	0	0	0	0	0	0
4 Non-Institutions																					
(a) Associate companies / Subsidiaries		0	0	0	0	0	0	0	0	0	0	0	0	0	0	0	0	0	0	0	0
(b) Directors and their relatives (excluding Independent Directors and nominee Directors)		4	40115	0	0	40115	0.0884	40115	0	40115	0.0884	0	0.0884	0	0	0	0	40115	0	0	0
(c) Key Managerial Personnel		0	0	0	0	0	0	0	0	0	0	0	0	0	0	0	0	0	0	0	0
(d) Relatives of promoters (other than 'immediate relatives' of promoters disclosed under 'Promoter and Promoter Group' category)		0	0	0	0	0	0	0	0	0	0	0	0	0	0	0	0	0	0	0	0
(e) Trusts where any person belonging to 'Promoter and Promoter Group' category is 'trustee', 'beneficiary', or 'author of the trust'		0	0	0	0	0	0	0	0	0	0	0	0	0	0	0	0	0	0	0	0
(f) Investor Education and Protection Fund (IEPF)		1	356330	0	0	356330	0.7854	356330	0	356330	0.7854	0	0.7854	0	0	0	0	356330	0	0	0
(g) i. Resident individual holding nominal share capital up to Rs. 2 lakhs.		38048	9397735	0	0	9397735	20.7135	9397735	0	9397735	20.7135	0	20.7135	0	0	0	0	8875482	0	0	0
(h) ii. Resident individual holding nominal share capital in excess of Rs. 2 lakhs.		5	1274144	0	0	1274144	2.8083	1274144	0	1274144	2.8083	0	2.8083	0	0	0	0	1274144	0	0	0
(i) Vijay Kishanlal Kedia		1	455000	0	0	455000	1.0029	455000	0	455000	1.0029	0	1.0029	0	0	0	0	455000	0	0	0
(j) Non Resident Indians (NRIs)		767	306712	0	0	306712	0.676	306712	0	306712	0.676	0	0.676	0	0	0	0	305812	0	0	0
(k) Foreign Nationals		0	0	0	0	0	0	0	0	0	0	0	0	0	0	0	0	0	0	0	0
(l) Foreign Companies		0	0	0	0	0	0	0	0	0	0	0	0	0	0	0	0	0	0	0	0
(m) Bodies Corporate		419	1172411	0	0	1172411	2.5841	1172411	0	1172411	2.5841	0	2.5841	0	0	0	0	1169156	0	0	0
(n) Any Other (Specify)		829	408726	0	0	408726	0.9009	408726	0	408726	0.9009	0	0.9009	0	0	0	0	408726	0	0	0
(o) Trusts		3	611	0	0	611	0.0013	611	0	611	0.0013	0	0.0013	0	0	0	0	611	0	0	0
(p) Body Corp-Ltd Liability Partnership		43	51878	0	0	51878	0.1143	51878	0	51878	0.1143	0	0.1143	0	0	0	0	51878	0	0	0
(q) Hindu Undivided Family		780	355087	0	0	355087	0.7826	355087	0	355087	0.7826	0	0.7826	0	0	0	0	355087	0	0	0
(r) Clearing Member		3	1150	0	0	1150	0.0025	1150	0	1150	0.0025	0	0.0025	0	0	0	0	1150	0	0	0
Sub Total (B)(4)		40073	12956173	0	0	12956173	28.5566	12956173	0	12956173	28.5566	0	28.5566	0	0	0	0	12429785	0	0	0
Total Public Shareholding (B) = (B)(1)+(B)(2)+(B)(3)+(B)(4)		40120	14771684	0	0	14771684	32.5582	14771684	0	14771684	32.5582	0	32.5582	0	0	0	0	14237121	0	0	0

Details of the shareholders acting as persons in Concert including their Shareholding (No. and %):

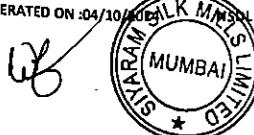
No. of shareholders	No. of Shares	%
0		

Details of Shares which remain unclaimed may be given hear along with details such as number of shareholders, outstanding shares held in demat/unclaimed suspense account, voting rights which are frozen etc.

No. of shareholders	No. of Shares
0	0

Note:

- PAN would not be displayed on website of Stock Exchange(s).
- The above format needs to be disclosed along with the names of the shareholders holding 1% or more than 1% of shares of the listed entity. Column no.(XIII) is not applicable in the above format.
- W.r.t. the information pertaining to Depository Receipts, the same may be disclosed in the respective columns to the extent information available and the balance to be disclosed as held by custodian.
- Categorization and disclosure of each shareholder category should be carried out in the order prescribed in the above format. If a shareholder is falling under more than one category, then the same shall be classified in the category.
- Sub-categorization of shares under column no.(XV) will be based on shareholding (no. of shares) under the following sub-categories:
 - Shareholder who are represented by a nominee Director on the board of the listed entity or have the right to nominate a representative (i.e. Director) on the board of the listed entity.
 - Shareholder who have entered into shareholder agreement with the listed entity.
 - Shareholders acting as persons in concert with promoters.



Siyaram Silk Mills Ltd

Table IV - Statement showing shareholding pattern of the Non Promoter- Non Public shareholder

Category & Name of the shareholders	PAN	Nos. of shareholders	No. of fully paid up equity shares held	Partly paid-up equity shares held	No. of shares underlying Depository Receipts	Total nos. shares held	Shareholding % calculated as per SCRR, 1957 As a % of (A+B+C2)	Number of Voting Rights held in each class of securities				No. of Shares Underlying Outstanding convertible securities (including	Shareholding, as a % assuming full conversion of convertible securities	Number of Locked in shares		Number of Shares pledged or otherwise encumbered		Number of equity shares held in dematerialised form	
								No of Voting Rights			Total as a % of (A+B+C)			No. (a)	As a % of total Shares held(b)	No. (a)	As a % of total Shares held(b)		
								Class eg: X	Class eg: y	Total									
(I)	(II)	(III)	(IV)	(V)	(VI)	(VII) =	(VIII) As a	(IX)				(X)	(XI) =	(XII)		(XIII)		(XIV)	
1 Custodian/DR Holder		0	0	0	0	0	0	0	0	0	0	0	0	0	0	0	0	0	0
2 Employee Benefit Trust / Employee Welfare Trust under SEBI (Share based Employee Benefits and Sweat Equity) Regulations, 2021		0	0	0	0	0	0	0	0	0	0	0	0	0	0	0	0	0	0
Total Non-Promoter- Non Public Shareholding (C)= (C)(1)+(C)(2)		0	0	0	0	0	0	0	0	0	0	0	0	0	0	0	0	0	0


Note :

- (1) PAN would not be displayed on website of Stock Exchange(s).
- (2) The above format needs to be disclosed along with the names of the shareholders holding 1% or more than 1% of shares of the listed entity. Column no.(XIII) is not applicable in the above format.
- (3) W.r.t. the information pertaining to Depository Receipts, the same may be disclosed in the respective columns to the extent information available.

GENERATED ON :04/10/2024

NSDL : 30/09/2024

CDSL :30/09/2024



Siyaram Silk Mills Limited

Table V- Statement showing details of significant beneficial owners as on 30.09.2024


SR NO	Details of the significant beneficial owner (I)			Details of the registered owner (II)			Particulars of the shares in which significant beneficial interest is held by the beneficial owner (III)		Date of creation / acquisition of significant beneficial interest (IV)
	Name	PAN	Nationality	Name	PAN	Nationality	Number of Shares	Shareholding as a % of total no. of shares (calculated as per SCRR, 1957) As a % of (A+B+C2)	



Siyaram Silk Mills Limited

Foreign investment limit approved by the Board of Directors and limit utilised – As provided in Annexure B - Table VI (New format) of the Circular

	Board approved limits	Limits utilized
As on shareholding date	100	2.15
As on the end of previous 1 st Quarter	100	2.17
As on the end of previous 2 nd Quarter	100	2.16
As on the end of previous 3 rd Quarter	100	2.34
As on the end of previous 4 th Quarter	100	2.48



Shareholding Pattern under Regulation 31 of SEBI (Listing Obligations and Disclosure Requirements) Regulations, 2015

1.	Name of Listed Entity: Siyaram Silk Mills Ltd (Preference Shares) (Post Scheme)
2.	Scrip Code/Name of Scrip/Class of Security: 503811
3.	Share Holding Pattern Filed under: Reg. 31(1)(a)/Reg. 31(1)(b)/Reg.31(1)(c)
	a. If under 31(1)(b) then indicate the report for Quarter ending
	b. If under 31(1)(c) then indicate date of allotment/extinguishment
4.	Declaration: The Listed entity is required to submit the following declaration to the extent of submission of information:-

	Particulars	Yes*	No*
1	Whether the Listed Entity has issued any partly paid up shares?		No
2	Whether the Listed Entity has issued any Convertible Securities or Warrants?		No
3	Whether the Listed Entity has any shares against which depository receipts are issued?		No
4	Whether the Listed Entity has any shares in locked-in?		No
5	Whether any shares held by promoters are pledge or otherwise encumbered?		No


* If the Listed Entity selects the option 'No' for the questions above, the columns for the partly paid up shares, Outstanding Convertible Securities/Warrants, depository receipts, locked-in shares, No of shares pledged or otherwise encumbered by promoters, as applicable, shall not be displayed at the time of dissemination on the Stock Exchange website. Also wherever there is 'No' declared by Listed Entity in above table the values will be considered as 'Zero' by default on submission of the format of holding of specified securities.



Siyaram Silk Mills Ltd

Table I - Summary Statement holding of specified securities

Category	Category of shareholder	Nos. of shareholders	No. of fully paid up equity shares held	No. of Partly paid-up equity shares held	No. of shares underlying Depository Receipts	Total nos. shares held	Shareholding as a % of total no. of shares (calculated as per SCRR, 1957)	Number of Voting Rights held in each class of securities				No. of Shares Underlying Outstanding convertible securities (including	Shareholding, as a % assuming full conversion of convertible securities	Number of Locked in shares		Number of Shares pledged or otherwise encumbered		Number of equity shares held in dematerialised form
								No of Voting Rights			Total as a % of (A+B+C)			No. (a)	As a % of total Shares held(b)	No. (a)	As a % of total Shares held(b)	
								Class eg: X	Class eg: y	Total								
(I)	(II)	(III)	(IV)	(V)	(VI)	(VII) =	(VIII) As a	(IX)				(X)	(XI)=	(XII)		(XIII)		(XIV)
(A)	Promoter & Promoter Group	21	214188828	0	0	214188828	67.44	214188828	0	214188828	67.44	0	67.44	0	0	0	0	214188828
(B)	Public	40120	103401788	0	0	103401788	32.56	103401788	0	103401788	32.56	0	32.56	0	0	NA	NA	99659847
(C)	Non Promoter - Non Public					0			0			0		0	0	NA	NA	
(C1)	Shares Underlying DRs	0	0	0	0	0		0	0	0	0	0	0	0	0	NA	NA	
(C2)	Shares Held By Employee Trust	0	0	0	0	0		0	0	0	0	0	0	0	0	NA	NA	
	Total	40141	317590616	0	0	317590616	100	317590616	0	317590616	100	0	100	0	0	0	0	313848675



Siyaram Silk Mills Ltd

Table II - Statement showing shareholding pattern of the Promoter and Promoter Group

1	Category & Name of the shareholders (I)	Entity Type	PAN	Nos. of shareholders (III)	No. of fully paid up equity shares held (IV)	Partly paid-up equity shares held (V)	No. of shares underlying Depository Receipts (VI)	Total nos. shares held (VII) =	Shareholding % calculated as per SCRR, 1957 As a % of (A+B+C2) (VIII) As a	Number of Voting Rights held in each class of securities			No. of Shares Underlying Outstanding convertible securities (including securities)	Shareholding, as a % assuming full conversion of convertible securities (XI) =	Number of Locked in shares		Number of Shares pledged or otherwise encumbered		Number of equity shares held in dematerialised form (XIV)	
										No of Voting Rights		Total as a % of Total Voting Rights			No. (a)	As a % of total Shares held(b)	No. (a)	As a % of total Shares held(b)		
										Class eg: X	Class eg: y									Total
	Indian																			
(a)	Individuals / Hindu Undivided Family			14	138136152	0	0	138136152	43.5	138136152	0	138136152	60.33	0	43.50	0	0	0	0	138136152
	Ashadevi Rameshkumar Poddar	Promoters		1	21947485	0	0	21947485	6.91	21947485	0	21947485	9.59	0	6.91	0	0	0	0	21947485
	Vibha Shrikishan Poddar	Promoters		1	14687323	0	0	14687323	4.62	14687323	0	14687323	6.41	0	4.62	0	0	0	0	14687323
	Gaurav Poddar	Promoters		1	14240198	0	0	14240198	4.48	14240198	0	14240198	6.22	0	4.48	0	0	0	0	14240198
	Ankit Poddar	Promoters		1	14240191	0	0	14240191	4.48	14240191	0	14240191	6.22	0	4.48	0	0	0	0	14240191
	Ramesh Kumar Poddar	Promoters		1	13283305	0	0	13283305	4.18	13283305	0	13283305	5.8	0	4.18	0	0	0	0	13283305
	Anurag Poddar	Promoters		1	12182828	0	0	12182828	3.84	12182828	0	12182828	5.32	0	3.84	0	0	0	0	12182828
	Avnish Poddar	Promoters		1	12182828	0	0	12182828	3.84	12182828	0	12182828	5.32	0	3.84	0	0	0	0	12182828
	Shrikishan Poddar	Promoters		1	9580151	0	0	9580151	3.02	9580151	0	9580151	4.18	0	3.02	0	0	0	0	9580151
	Sangeeta Pramodkumar Poddar	Promoters		1	6750422	0	0	6750422	2.13	6750422	0	6750422	2.95	0	2.13	0	0	0	0	6750422
	Madhudevi Pawankumar Poddar	Promoters		1	5548326	0	0	5548326	1.75	5548326	0	5548326	2.42	0	1.75	0	0	0	0	5548326
	Pawankumar Dharaprasad Poddar	Promoters		1	5316829	0	0	5316829	1.67	5316829	0	5316829	2.32	0	1.67	0	0	0	0	5316829
	Abhishek S Poddar	Promoters		1	4095539	0	0	4095539	1.29	4095539	0	4095539	1.79	0	1.29	0	0	0	0	4095539
	Harshit S Poddar	Promoters		1	4080657	0	0	4080657	1.28	4080657	0	4080657	1.78	0	1.28	0	0	0	0	4080657
	Gitadevi Dharaprasad Poddar	Promoters		1	70	0	0	70	0	70	0	70	0	0	0	0	0	0	0	70
(b)	Central Government / State Government(s)			0	0	0	0	0	0	0	0	0	0	0	0	0	0	0	0	70
(c)	Financial Institutions / Banks			0	0	0	0	0	0	0	0	0	0	0	0	0	0	0	0	0
(d)	Any Other (Specify)			7	76052676	0	0	76052676	23.95	76052676	0	76052676	23.95	0	23.95	0	0	0	0	0
	Bodies Corporate			7	76052676	0	0	76052676	23.95	76052676	0	76052676	23.95	0	23.95	0	0	0	0	76052676
	Pkp Enterprises Llp	Promoter Group		1	75620860	0	0	75620860	23.81	75620860	0	75620860	33.03	0	23.81	0	0	0	0	75620860
	Dpp Enterprises Llp	Promoter Group		1	422856	0	0	422856	0.13	422856	0	422856	0.18	0	0.13	0	0	0	0	422856
	Hsp Enterprises Llp	Promoter Group		1	4375	0	0	4375	0	4375	0	4375	0	0	0	0	0	0	0	4375
	Gpp Enterprises Llp	Promoter Group		1	3500	0	0	3500	0	3500	0	3500	0	0	0	0	0	0	0	3500
	Sancha Trading & Fin. Ltd.	Promoter Group		1	385	0	0	385	0	385	0	385	0	0	0	0	0	0	0	385
	S P Finance And Trading Ltd	Promoter Group		1	350	0	0	350	0	350	0	350	0	0	0	0	0	0	0	350
	Vishal Furnishings Ltd	Promoter Group		1	350	0	0	350	0	350	0	350	0	0	0	0	0	0	0	350
	Sub Total (A)(1)			21	214188828	0	0	214188828	67.4418	214188828	0	214188828	67.4418	0	67.4418	0	0	0	0	350
2	Foreign																			214188828
(a)	Individuals (Non-Resident Individuals / Foreign Individuals)			0	0	0	0	0	0	0	0	0	0	0	0	0	0	0	0	0
(b)	Government			0	0	0	0	0	0	0	0	0	0	0	0	0	0	0	0	0
(c)	Institutions			0	0	0	0	0	0	0	0	0	0	0	0	0	0	0	0	0
(d)	Foreign Portfolio Investor			0	0	0	0	0	0	0	0	0	0	0	0	0	0	0	0	0
(e)	Any Other (Specify)			0	0	0	0	0	0	0	0	0	0	0	0	0	0	0	0	0
	Sub Total (A)(2)			0	0	0	0	0	0	0	0	0	0	0	0	0	0	0	0	0
	Total Shareholding Of Promoter And Promoter Group (A)= (A)(1)+(A)(2)			21	214188828	0	0	214188828	67.4418	214188828	0	214188828	67.4418	0	67.4418	0	0	0	0	214188828

Details of Shares which remain unclaimed may be given hear along with details such as number of shareholders, outstanding shares held in demat/unclaimed suspense account, voting rights which are frozen etc.

Note :

(1) PAN would not be displayed on website of Stock Exchange(s)

(2) The term 'Encumbrance' has the same meaning as assigned under regulation 28(3) of SEBI (Substantial Acquisition of Shares and Takeovers) Regulations, 2011.



Siyaram Silk Mills Ltd

Table III - Statement showing shareholding pattern of the Public shareholder

Category & Name of the shareholders	PAN	Nos. of shareholders	No. of fully paid up equity shares held	Partly paid-up equity shares held	No. of shares underlying Depository Receipts	Total nos. shares held	Shareholding % calculated as per SCRR, 1957 As a % of (A+B+C2)	Number of Voting Rights held in each class of securities			No. of Shares Underlying Outstanding convertible securities (including securities)	Shareholding, as a % assuming full conversion of convertible securities	Number of Locked in shares		Number of Shares pledged or otherwise encumbered		Number of equity shares held in dematerialised form	Sub-categorization of shares			
								No of Voting Rights					Total as a % of Total Voting Rights	No. (a)	As a % of total Shares held(b)	No. (a)		As a % of total Shares held(b)	Shareholding(No. of shares) under		
								Class eg: X	Class eg: y	Total									Sub-category (i)	Sub-category (ii)	Sub-category (iii)
(i)	(ii)	(iii)	(iv)	(v)	(vi)	(vii) =	(viii) As a	(ix)			(x)	(xi) =	(xii)	(xiii)	(xiv)	(xv)					
1 Institutions (Domestic)																					
(a) Mutual Fund		0	0	0	0	0	0	0	0	0	0	0	0	0	0	0	0	0	0		
(b) Venture Capital Funds		0	0	0	0	0	0	0	0	0	0	0	0	0	0	0	0	0	0		
(c) Alternate Investment Funds		3	7939092	0	0	7939092	2.5	7939092	0	7939092	2.5	0	2.5	0	0	0	0	0	0		
(d) Banks		4	12299	0	0	12299	0	12299	0	12299	0	0	0	0	0	0	0	0	0		
(e) Insurance Companies		0	0	0	0	0	0	0	0	0	0	0	0	0	0	0	0	0	0		
(f) Provident Funds/ Pension Funds		0	0	0	0	0	0	0	0	0	0	0	0	0	0	0	0	0	0		
(g) Asset Reconstruction Companies		0	0	0	0	0	0	0	0	0	0	0	0	0	0	0	0	0	0		
(h) Sovereign Wealth Funds		0	0	0	0	0	0	0	0	0	0	0	0	0	0	0	0	0	0		
(i) NBFCs registered with RBI		1	5250	0	0	5250	0	5250	0	5250	0	0	0	0	0	0	0	0	0		
(j) Other Financial Institutions		1	56000	0	0	56000	0.02	56000	0	56000	0.02	0	0.02	0	0	0	0	0	0		
(k) Any Other (Specify)		0	0	0	0	0	0	0	0	0	0	0	0	0	0	0	0	0	0		
Sub Total (B)(1)		9	8012641	0	0	8012641	2.52	8012641	0	8012641	2.52	0	2.52	0	0	0	0	0	0		
2 Institutions (Foreign)																					
(a) Foreign Direct Investment		0	0	0	0	0	0	0	0	0	0	0	0	0	0	0	0	0	0		
(b) Foreign Venture Capital Investors		0	0	0	0	0	0	0	0	0	0	0	0	0	0	0	0	0	0		
(c) Sovereign Wealth Funds		0	0	0	0	0	0	0	0	0	0	0	0	0	0	0	0	0	0		
(d) Foreign Portfolio Investors Category I		36	4467883	0	0	4467883	1.41	4467883	0	4467883	1.41	0	1.41	0	0	0	0	0	0		
(e) Foreign Portfolio Investors Category II		2	228053	0	0	228053	0.07	228053	0	228053	0.07	0	0.07	0	0	0	0	0	0		
(f) Overseas Depositories(holding DRs) (balancing figure)		0	0	0	0	0	0	0	0	0	0	0	0	0	0	0	0	0	0		
(g) Any Other (Specify)		0	0	0	0	0	0	0	0	0	0	0	0	0	0	0	0	0	0		
Sub Total (B)(2)		38	4695936	0	0	4695936	1.48	4695936	0	4695936	1.48	0	1.48	0	0	0	0	0	0		
3 Central Government/ State Government(s)																					
(a) Central Government / President of India		0	0	0	0	0	0	0	0	0	0	0	0	0	0	0	0	0	0		
(b) State Government / Governor		0	0	0	0	0	0	0	0	0	0	0	0	0	0	0	0	0	0		
(c) Shareholding by Companies or Bodies Corporate where Central / State Government is a promoter		0	0	0	0	0	0	0	0	0	0	0	0	0	0	0	0	0	0		
Sub Total (B)(3)		0	0	0	0	0	0	0	0	0	0	0	0	0	0	0	0	0	0		
4 Non-Institutions																					
(a) Associate companies / Subsidiaries		0	0	0	0	0	0	0	0	0	0	0	0	0	0	0	0	0	0		
(b) Directors and their relatives (excluding Independent Directors and nominee Directors)		4	280805	0	0	280805	0.09	280805	0	280805	0.09	0	0.09	0	0	0	0	0	0		
(c) Key Managerial Personnel		0	0	0	0	0	0	0	0	0	0	0	0	0	0	0	0	0	0		
(d) Relatives of promoters (other than 'immediate relatives' of promoters disclosed under 'Promoter and Promoter Group' category)		0	0	0	0	0	0	0	0	0	0	0	0	0	0	0	0	0	0		
(e) Trusts where any person belonging to 'Promoter and Promoter Group' category is 'trustee', 'beneficiary', or 'author of the trust'		0	0	0	0	0	0	0	0	0	0	0	0	0	0	0	0	0	0		
(f) Investor Education and Protection Fund (IEPF)		1	2494310	0	0	2494310	0.79	2494310	0	2494310	0.79	0	0.79	0	0	0	0	0	0		
(g) i. Resident individual holding nominal share capital up to Rs. 2 lakhs.		38048	65784145	0	0	65784145	20.71	65784145	0	65784145	20.71	0	20.71	0	0	0	0	0	0		
(g) ii. Resident individual holding nominal share capital in excess of Rs. 2 lakhs.		5	8919008	0	0	8919008	2.81	8919008	0	8919008	2.81	0	2.81	0	0	0	0	0	0		
(h) Non Resident Indians (NRIs)		767	2146984	0	0	2146984	0.68	2146984	0	2146984	0.68	0	0.68	0	0	0	0	0	0		
(i) Foreign Nationals		0	0	0	0	0	0	0	0	0	0	0	0	0	0	0	0	0	0		
(j) Foreign Companies		0	0	0	0	0	0	0	0	0	0	0	0	0	0	0	0	0	0		
(k) Bodies Corporate		419	8206877	0	0	8206877	2.58	8206877	0	8206877	2.58	0	2.58	0	0	0	0	0	0		
(l) Any Other (Specify)		829	2861082	0	0	2861082	0.9	2861082	0	2861082	0.9	0	0.9	0	0	0	0	0	0		
(m) Trusts		3	4277	0	0	4277	0	4277	0	4277	0	0	0	0	0	0	0	0	0		
(n) Body Corp-Ltd Liability Partnership		43	363146	0	0	363146	0.11	363146	0	363146	0.11	0	0.11	0	0	0	0	0	0		
(o) Hindu Undivided Family		780	2485609	0	0	2485609	0.78	2485609	0	2485609	0.78	0	0.78	0	0	0	0	0	0		
(p) Clearing Member		3	8050	0	0	8050	0	8050	0	8050	0	0	0	0	0	0	0	0	0		
Sub Total (B)(4)		40073	90693211	0	0	90693211	28.56	90693211	0	90693211	28.56	0	28.56	0	0	0	0	0	0		
Total Public Shareholding (B) =		40120	103401788	0	0	103401788	32.56	103401788	0	103401788	32.56	0	32.56	0	0	0	0	0	0		

Details of the shareholders acting as persons in Concert including their Shareholding (No. and %):

No. of shareholders	No. of Shares	%
0		

Details of Shares which remain unclaimed may be given hear along with details such as number of shareholders, outstanding shares held in demat/unclaimed suspense account, voting rights which are frozen etc.

No. of shareholders	No. of Shares
0	

Note :

- (1) PAN would not be displayed on website of Stock Exchange(s).
- (2) The above format needs to be disclosed along with the names of the shareholders holding 1% or more than 1% of shares of the listed entity. Column no.(XII) is not applicable in the above format.
- (3) W.r.t. the information pertaining to Depository Receipts, the same may be disclosed in the respective columns to the extent information available and the balance to be disclosed as held by custodian.
- (4) Categorization and disclosure of each shareholder category should be carried out in the order prescribed in the above format. If a shareholder is falling under more than one category, then the same shall be classified in the category falling.
- (5) Sub-categorization of shares under column no.(XV) will be based on shareholding (no. of shares) under the following sub-categories:
 - (i) Shareholder who are represented by a nominee Director on the board of the listed entity or have the right to nominate a representative (i.e. Director) on the board of the listed entity.
 - (ii) Shareholder who have entered into shareholder agreement with the listed entity.
 - (iii) Shareholders acting as persons in concert with promoters.



Siyaram Silk Mills Ltd
Table IV - Statement showing shareholding pattern of the Non Promoter- Non Public shareholder

Category & Name of the shareholders	PAN	Nos. of shareholders	No. of fully paid up equity shares held	Partly paid-up equity shares held	No. of shares underlying Depository Receipts	Total nos. shares held	Shareholding % calculated as per SCRR, 1957 As a % of (A+B+C2)	Number of Voting Rights held in each class of securities			No. of Shares Underlying Outstanding convertible securities (including	Shareholding, as a % assuming full conversion of convertible securities	Number of Locked in shares		Number of Shares pledged or otherwise encumbered		Number of equity shares held in dematerialised form	
								No of Voting Rights					Total as a % of (A+B+C)	No. (a)	As a % of total Shares held(b)	No. (a)		As a % of total Shares held(b)
								Class eg: X	Class eg: y	Total								
(I)	(II)	(III)	(IV)	(V)	(VI)	(VII) =	(VIII) As a	(IX)			(X)	(XI)=	(XII)		(XIII)		(XIV)	
1 Custodian/DR Holder		0	0	0	0	0	0	0	0	0	0	0	0	0	0	0	0	0
2 Employee Benefit Trust / Employee Welfare Trust under SEBI (Share based Employee Benefits and Sweat Equity) Regulations, 2021		0	0	0	0	0	0	0	0	0	0	0	0	0	0	0	0	0
Total Non-Promoter- Non Public Shareholding (C)= (C)(1)+(C)(2)		0	0	0	0	0	0	0	0	0	0	0	0	0	0	0	0	0

Note :

(1) PAN would not be displayed on website of Stock Exchange(s).

(2) The above format needs to be disclosed along with the names of the shareholders holding 1% or more than 1% of shares of the listed entity. Column no.(XIII)is not applicable in the above format.


(3) W.r.t. the information pertaining to Depository Receipts, the same may be disclosed in the respective columns to the extent information available.



Siyaram Silk Mills Limited

Table V- Statement showing details of significant beneficial owners as on 30.09.2024

SR NO	Details of the significant beneficial owner (I)			Details of the registered owner (II)			Particulars of the shares in which significant beneficial interest is held by the beneficial owner (III)		Date of creation / acquisition of significant beneficial interest (IV)
	Name	PAN	Nationality	Name	PAN	Nationality	Number of Shares	Shareholding as a % of total no. of shares (calculated as per SCRR, 1957) As a % of (A+B+C2)	



Siyaram Silk Mills Limited

Foreign investment limit approved by the Board of Directors and limit utilised – As provided in Annexure B - Table VI (New format) of the Circular

	Board approved limits	Limits utilized
As on shareholding date	100	2.15
As on the end of previous 1 st Quarter	100	2.17
As on the end of previous 2 nd Quarter	100	2.16
As on the end of previous 3 rd Quarter	100	2.34
As on the end of previous 4 th Quarter	100	2.48

